




ProLine Series Lighting



ALTMAN

BRINGING IMAGINATION TO LIGHT

TUNGSTEN

Altman's exciting new series of ProLine Location and Studio Fresnels offer a brilliant combination of style, durability, performance and efficiency.

The first American-made motion picture and television lighting instruments to outperform their European rivals, ProLine is designed to deliver the results you demand at a price you can live with.

- Cast aluminum framework for greater strength, rigidity and longer life
- Extruded lamphouse ribs for superior ventilation, weight reduction and less cosmetic maintenance
- Seamless tubular steel yolks with Kipp™ handle for better support, greater leverage and full 360° rotation of head and locked-down handle
- Super-pure aluminum reflectors with Altman's radiant thermal coating for superior reflectance
- World-renowned, thermal shock resistant borosilicate Fresnel lenses in standard and short focal lengths for soft, uniform, diffused edges
- Smoother focusing from spot to flood with Teflon glides and large, insulated front and rear focusing knobs
- Patented heavy-duty twist-lock sockets for positive, trouble-free contact and fast, easy lamping
- Fully laboratory tested, UL, cUL, CE and MET listed safe for domestic, and international, professional or non-professional use
- Worldwide distribution network backed by comprehensive parts and service system



The ProLine 300L Tungsten-Halogen 3" Fresnel

A compact, rugged location set light for use as a small key, backlight or kicker. Produces a powerful 53° beam with a 300-Watt FKW (CP81). Features a clam shell door, 25' cable with heavy duty in-line switch, 80mm standard focus lens, safety screen, flat steel stirrup with combo adapter, cord wrap and hinged filter frame. Accepts all standard 5" (12.7cm) accessories. Optional 4-way barndoors, 2-in-1 snoot and scrim set.



The ProLine 650L Tungsten-Halogen 4-1/2" Fresnel

Serves as a 650-, 500- or 300-Watt small key, backlight or kicker, providing unparalleled lighting across its versatile power range. Features a clam shell door, 25' cable with heavy duty in-line switch, 112mm standard focus lens, flat steel stirrup with combo adapter, cord wrap and hinged filter frame. Accepts all standard 6-5/8" (16.82cm) accessories. Optional 4-way barndoors, 2-in-1 snoot and scrim set.



The ProLine 1000L Tungsten-Halogen 5" 1K Baby Fresnel

Designed to handle small key, backlight or kicker applications, yet compact enough to be used on wall plates, hangers and trombones. Features a front door with spring loaded accessory ear, a short lead for grid use or a 25' cable with heavy duty in-line switch, 130mm short focus lens, safety screen, tubular steel yoke with combo adapter, cord wrap and hinged filter frame. Accepts all standard 7-3/4" (19.68cm) accessories. Optional 4-way or 8-way barndoors, 3-in-1 snoot and scrim set. Available in stand mounted and hanging versions




The ProLine 2000L Tungsten-Halogen 7" 2K Baby Fresnel

Indispensable on location, in the studio or for rental inventory, for use as a keylight, backlight or kicker. Operates with 1000-, 1500- or 2000-Watt lamps. Features a front door with spring loaded top accessory ear, a short lead for grid use or a 25' cable with heavy duty in-line switch, 175mm short focus lens, safety screen, tubular steel yoke with combo adapter, cord wrap and hinged filter frame. Accepts all standard 9" (22.86cm) accessories. Optional 4-leaf or 8-leaf barndoors, 3-in-1 snoot and scrim set. Available in stand mounted, hanging and pole operated versions.

FRESNELS



The ProLine 5000L Tungsten-Halogen 10" Baby 5K Fresnel Power and versatility make this light a workhorse as a keylight, backlight or kicker. Features a front door with spring loaded top accessory ear, a short lead for grid use or a 25' cable with heavy duty in-line switch, 250mm short focus lens, safety screen, tubular steel yoke with 1-1/8" pin or heavy duty pipe clamp, cord wrap and hinged filter frame. Accepts all standard 13" (33.02cm) accessories. Available in stand mounted, hanging and pole operated versions.



The ProLine 1000S Tungsten-Halogen 7" Studio 1K Fresnel Sets a new standard for film, video, broadcast and cable studio use, yet small enough for location work. Serves as a keylight, backlight or kicker. Features a front door with spring-loaded accessory ear, a short lead for grid use or a 25' cable with heavy duty in-line switch, 175mm short focus lens, safety screen, tubular steel yoke with combo adapter or pipe clamp, cord wrap and hinged filter frame. Accepts all standard 9" (22.86cm) accessories. Optional 4-leaf or 8-leaf barndoors, 3-in-1 snoot and scrim set. Available in stand mounted, hanging and pole operated versions.



The ProLine 2000S Tungsten-Halogen 10" Studio 2K Fresnel Perfect as a studio spotlight in film, video, broadcast and cable applications or on location where a smooth, even field and greater spread is desired. Serves as a keylight or backlight. Features a front door with spring loaded top accessory ear, short lead for grid use or a 25' cable with heavy duty in-line switch, 250mm short focus lens, safety screen, tubular steel yoke with 1-1/8" pin or pipe clamp, cord wrap and hinged filter frame. Accepts all standard 13" (33.02cm) accessories. Optional 4-way or 8-way barndoors, 3-in-1 snoot and scrim set. Available in stand mounted, hanging and pole operated versions.



The ProLine 5000S Tungsten-Halogen 12" Studio 5K Fresnel Produces a powerful and extremely wide 61° spread with a smooth, even field. Serves as a keylight or backlight for film, video, broadcast and cable applications or for heavy location work. Features a front door with spring loaded top accessory ear, short lead for grid use or a 25' cable with heavy duty in-line switch, 300mm short focus lens, safety screen, tubular steel yoke with 1-1/8" pin or heavy duty pipe clamp, cord wrap and hinged filter frame. Accepts all standard 15-1/2" (39.37cm) accessories. Optional 4-way or 8-way barndoors, 3-in-1 snoot and scrim set. Available in stand mounted, hanging and pole operated versions.

HMI'S

With ProLine HMI Fresnels, Altman brings decades of experience in the manufacturing of discharge lighting instruments to the Motion Picture, Television and Still Photography industries.

ProLine Single-Ended HMI Fresnels provide dependable exterior daylight balance and controllable indoor daylight effects for the production of motion pictures, commercials, live broadcasts, ENG/EFP, sports coverage and high end, professional still photography.


ProLine is designed for a long, quiet life of location work incorporating all non-corrosive, anti-magnetic materials. Our convex rib lamphouse design provides structural integrity and constant ventilation. And ProLine's attractive, high tech anodized metallic finish provides for cooler operation and reduces maintenance.

ProLine HMI Systems include only the most stable and widely accepted ballast technology in our industry. With Power Gems (TM) Flicker-Free Electronics and Irem (TM) Magnetic Ballasts, Altman's ProLine HMI provides reliable operation, worldwide.



The ProLine 575SE Single-Ended HMI Fresnel

A compact 5" head with high output, perfectly suited for motion picture location work as well as sports, ENG, EFP and studio use. Combines ProLine's advanced features plus hot restrike capability, safety interlock door switch, color-coded "on-off" illuminated pushbuttons, local/remote control, pulse-rated sockets and 24" cable lead with multi connector. Systems include 50' interconnect cable and cable wrap, 4-leaf barndoor, filter frame and ballast. Available with Irem™ magnetic ballasts or Power Gems™ electronic flicker-free ballasts. Accepts all standard 7-3/4" (19.68cm) accessories.



The ProLine 1200SE Single-Ended HMI Fresnel

Convenient 7" head and powerful output with smooth field and soft edges. Ideal for motion picture and commercial location work, EFP and studio applications. Combines ProLine's advanced features plus hot restrike capability, safety interlock door switch, color-coded "on-off" illuminated pushbuttons, local/remote control, pulse-rated sockets and 24" cable lead with multi connector. Systems include 50' interconnect cable and cable wrap, 4-leaf barndoor, filter frame and ballast. Available with Irem™ magnetic ballasts or Power Gems™ electronic flicker-free ballasts. Accepts all standard 9" (22.86cm) accessories.



The ProLine 2500SE Single-Ended HMI Fresnel

Sturdy 10" head and powerful output with smooth field and soft edges. Highly versatile both on location and in the studio. Combines ProLine's advanced features plus hot restrike capability, safety interlock door switch, color-coded "on-off" illuminated pushbuttons, local/remote control, pulse-rated sockets and 24" cable lead with multi connector. Systems include 50' interconnect cable and cable wrap, 4-leaf barndoor, filter frame and ballast. Available with Irem™ magnetic ballasts or Power Gems™ electronic flicker-free ballasts. Accepts all standard 13" (33.02cm) accessories.



The ProLine 4000SE Single-Ended HMI Fresnel

Impressive 12" head and powerful output with smooth field and soft edges. Perfect for any location application including feature films, commercials and major live event coverage. Combines ProLine's advanced features plus hot restrike capability, safety interlock door switch, color-coded "on-off" illuminated pushbuttons, local/remote control, pulse-rated sockets and 24" cable lead with multi connector. Systems include 50' interconnect cable and cable wrap, 4-leaf barndoor, filter frame and ballast. Available with Irem™ magnetic ballasts or Power Gems™ electronic flicker-free ballasts. Accepts all standard 15-1/2" (39.37cm) accessories.

KITS

ALTMAN TRAVEL LITE Lighting Kits are ideal for use in Film, Videography and Still Photography location work. These compact, portable lighting kits are designed for safe, easy set up, storage and transport. Everything you need to set up a professional three point lighting system is included in a variety of portable kits designed around the ProLine series.

TRAVEL LITE Kits include ALTMAN's superior ProLine lighting instruments with matching barndoors, filter frames, full and half scrims for easy light balance, scrim bag, sturdy telescoping stands that extend up to nine feet and a heavy duty twenty-five foot extension cord. And it all fits quickly and neatly into an ALTMAN lightweight, high impact molded "Easy Roll" travel/storage case.

Optional soft, Cordura nylon cases, Accessory Pacs and custom kit configurations are available on request. ProLine Lighting instruments are U.L., C.U.L., CE & MET listed and carry the ALTMAN guarantee.



Altman "Action Pac" Lighting Kit

Contains:


- (3) - 1000L-SM, 5" Fresnel Luminaires with Combination 5/8" & 1 1/8" Spigot and Filter Frame
- (3) - 4 Leaf Barn Doors
- (3) - Full Single Scrims
- (3) - Full Double Scrims
- (3) - Half Single Scrims
- (3) - Half Double Scrims
- (3) - EGT 1000 Watt Lamps
- (1) - 25 ft. Extension Cord
- (1) - Durable "Safe Pack" Scrim Bag
- (3) - 9 ft. Telescoping Light Stands
- (1) - Rugged 3 Compartment "Easy Roll" Molded Case



Altman "Foto Pac" Lighting Kit

Contains:

- (2) - 650L, 4 1/2" Fresnel Luminaires with Combination 5/8" & 1 1/8" Spigot and Filter Frame
- (2) - 4 Leaf Barn Doors
- (2) - Full Single Scrims
- (2) - Full Double Scrims
- (2) - Half Single Scrims
- (2) - Half Double Scrims
- (2) - FRK 650 Watt Lamps
- (1) - SOFT-LITE-JR Luminaire with Filter Frame
- (1) - Egg Crate
- (1) - FCM 1000 Watt Lamp
- (1) - SOFT-LITE-JR Power Cord with In-Line Switch
- (1) - Combination 5/8" & 1 1/8" Spigot
- (1) - 25 ft. Extension Cord with 3 Grounded Outlets
- (1) - Durable "Safe Pack" Scrim Bag
- (3) - 9 ft. Telescoping Light Stands
- (1) - Rugged 3 Compartment Easy Roll Molded Case



Altman "Model Pac" Lighting Kit

Contains:


- (4) - 650L, 4 1/2" Fresnel Luminaires with Combination 5/8" & 1 1/8" Spigot and Filter Frame
- (4) - 4 Leaf Barn Doors
- (4) - Full Single Scrims
- (4) - Full Double Scrims
- (4) - Half Single Scrims
- (4) - Half Double Scrims
- (4) - FRK 650 Watt Lamps
- (1) - 25 ft. Extension Cord with 3 Grounded Outlets
- (1) - Durable "Safe Pack" Scrim Bag
- (4) - 9 ft. Telescope Light Stands
- (1) - Rugged 4 Compartment "Easy Roll" Molded Case



Altman "Comm Pac" Lighting Kit

Contains:

- (2) - 650L, 4 1/2" Fresnel Luminaires with Combination 5/8" & 1 1/8" Spigot and Filter Frame
- (2) - 4 Leaf Barn Doors
- (2) - Full Single Scrims
- (2) - Full Double Scrims
- (2) - Half Single Scrims
- (2) - Half Double Scrims
- (2) - FRK 650 Watt Lamps
- (2) - 300L, 3" Fresnel Luminaires with Combination 5/8" & 1 1/8" Spigot and Filter Frame
- (2) - 4 Leaf Barn Doors
- (2) - Full Single Scrims
- (2) - Full Double Scrims
- (2) - Half Single Scrims
- (2) - Half Double Scrims
- (2) - FKW 300 Watt Lamps
- (1) - 25 ft. Extension Cord with 3 Grounded Outlets
- (1) - Durable "Safe Pack" Scrim Bag
- (3) - 9 ft. Telescoping Aluminum Light Stands
- (1) - Rugged 4 "Easy Roll" Molded Case



Altman "Swing Pac" Lighting Kit

Contains:

- (1) - 650L, 4 1/2" Fresnel Luminaire with Combination 5/8" & 1 1/8" Spigot and Filter Frame
- (1) - 4 Leaf Barn Doors
- (1) - Full Single Scrims
- (1) - Full Double Scrims
- (1) - Half Single Scrims
- (1) - Half Double Scrims
- (1) - FRK 650 Watt Lamps
- (1) - 300L, 3" Fresnel Luminaires with Combination 5/8" & 1 1/8" Spigot and Filter Frame
- (1) - 4 Leaf Barn Doors
- (1) - Full Single Scrims
- (1) - Full Double Scrims
- (1) - Half Single Scrims
- (1) - Half Double Scrims
- (1) - FKW 300 Watt Lamps
- (1) - SOFT-LITE-JR Luminaire with Filter Frame
- (1) - Egg Crate
- (1) - SOFT-LITE-JR Power Cord with In-Line Switch
- (1) - FCM 1000 Watt Lamp
- (1) - Combination 5/8" & 1 1/8" Spigot
- (1) - 25 ft. Extension Cord with 3 Grounded Outlets
- (1) - Durable "Safe Pack" Scrim Bag
- (1) - 9 ft. Telescoping Light Stands
- (1) Rugged 3 Compartment "Easy Roll" Molded Case

ACCESSORIES SELECTION CHART

Accessory	300L	650L	1000L	2000L	5000L	1000S	2000S	5000S	575SE	1200SE	2500SE	4000SE
Wireguard	standard	standard	standard	standard	standard	standard	standard	standard	standard	standard	standard	standard
filter Frame	standard	standard	standard	standard	standard	standard	standard	standard	standard	standard	standard	standard
4 Leaf Barndoor	✓	✓	✓	✓	✓	✓	✓	✓	✓	✓	✓	✓
8 Leaf Barndoor			✓	✓	✓	✓	✓	✓	✓	✓	✓	✓
Snoot	2 in 1	2 in 1	3 in 1	3 in 1	3 in 1	3 in 1	3 in 1	3 in 1	3 in 1	3 in 1	3 in 1	3 in 1
Scrims	5"	6 5/8"	7 3/4"	9"	13"	9"	13"	15 1/2"	7 3/4"	9"	13"	15 1/2"
Baby Clamp	✓	✓	✓	✓		✓			✓	✓		
Junior Clamp					✓		✓	✓			✓	✓
Electronic Ballast									EB125	EB125	EB425	EB425
Magnetic Ballast									BC575	BC1200	BC2500	BC4000

ACCESSORIES

BALLASTS

ProLine SE/HMI Systems are now available with world class Power Gems Electronic Ballasts and Irem Magnetic Ballasts. The electronic ballast offers low noise options, dimming capability, auto voltage sensing over-temperature indications, power factor correction and other unique electronic features in lightweight combination sizes of 575/1200 Watt and 2500/4000 Watt. Our magnetic ballasts offer a more affordable, dedicated power/voltage approach in rugged, compact configurations. Whether you specify an electronic or a magnetic ballast, you can depend on ProLine SE/HMI System.



Electronic Ballasts



Magnetic Ballasts

OPEN FACE KIT




Altman is the U. S. distributor of IANIRO Lighting Equipment of Rome, providing quality Openface lighting instruments for the motion picture, television and still photographic industries. Varibeams or "Redheads" are available in 650 Watt and 1000 Watt. The Compactbeam or "Blonde" is a powerful 2000 Watt Openface instrument. The 1000 Watt Backlight is an asymmetrical set or cyc light. The Pinza is a 500 Watt cliplight complete with gaffer's grip on a ball and socket arm. Openface products are available individually or in Altman Travel Lite Kite configurations.

PHOTOMETRICS

DISTANCE IN FEET				5	10	15	20	25	30	40	50	CP (X1000)
FIXTURE	LAMP	FOCUS	FIELD ANGLE	PEAK FOOTCANDLES MAXIMUM DIAMETER IN FEET								
300L	300W	SPOT	11°	691	173	79	43	28				17.3
	FKW	FLOOD	53°	1.0	2.0	3.0	4.0	5.0				6.8
650L	650W	SPOT	10°	276	68	30	17	11				54.7
	FRK	FLOOD	54°	5.0	10.0	15.0	25.0	30.0				15.8
1000L	1000W	SPOT	12°	2,189	547	243	136	88				106.2
	EGT	FLOOD	49°	1.0	2.0	2.5	3.5	4.0				22.1
2000L	2000W	SPOT	12°	633	158	70	40	25				200.5
	CYK	FLOOD	59°	5.0	10.0	15.0	20.0	25.0				55.3
5000L	5000W	SPOT	11°	1,062	472	266	170	118				441.3
	DPY	FLOOD	59°	2.0	3.0	4.0	5.0	6.0				89.0
1000S	1000W	SPOT	12°	1,822	810	456	292	202				182.2
	EGT	FLOOD	55°	186	83	47	30	21				18.6
2000S	2000W	SPOT	14°	10.0	16.0	21.0	26.0	31.0				273.0
	CYK	FLOOD	69°	1,213	686	437	303	170				49.7
5000S	5000W	SPOT	11°	3.5	5.0	6.0	7.0	8.0				508.5
	DPY	FLOOD	61°	221	124	80	55	31				81.4
575SE	575W	SPOT	19°	21.0	27.5	34.0	41.0	55.0				244.0
	SE/HMI	FLOOD	70°	1,271	814	565	318	203				63.3
1200SE	1200W	SPOT	18°	3.3	5.0	6.7	8.0	10.0				743.7
	SE/HMI	FLOOD	68°	633	281	158	101	70				80.8
2500SE	2500W	SPOT	17°	7347	3205	1837	1175	816				1,295.6
	SE/HMI	FLOOD	70°	3.0	5.0	6.5	8.0	9.5				159.2
4000SE	4000W	SPOT	14°	808	359	202	129	90				1,911.6
	SE/HMI	FLOOD	80°	13.5	20.0	27.0	34.0	40.5				166.0

* Calibrated CCD Camera Measurements.

An authorized Altman dealer:



ALTMAN

BRINGING IMAGINATION TO LIGHT

visit our website at <http://www.altmanltg.com>

57 Alexander Street, Yonkers, NY 10701 • 914.476.7987 or 212. 569.7777 • Fax: 914.963.7304