

Discontinued May 2018

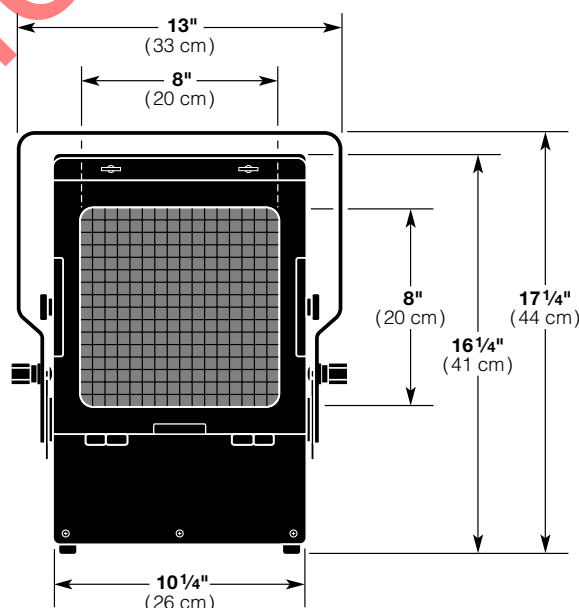
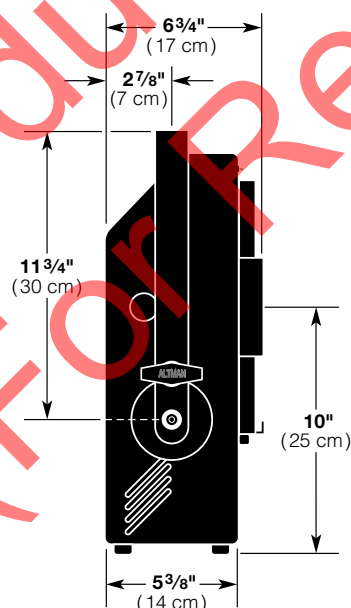
Fixture Type:

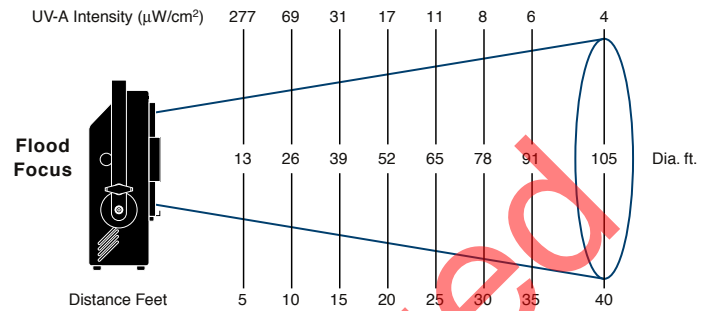
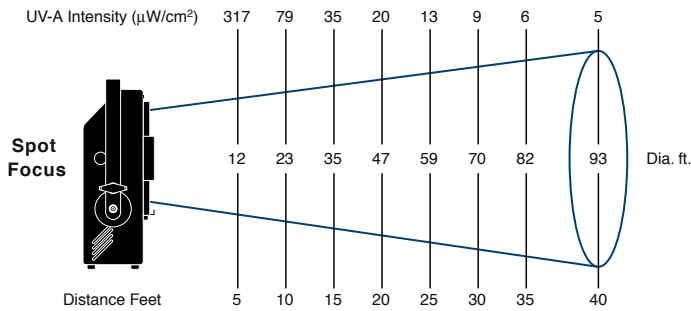
The Altman UV-705 is a compact, high output blacklight floodlight. It is designed to provide a wash of high intensity illumination of fluorescent materials at distances up to 60 feet. The luminaire does not require any fans for cooling, resulting in extremely quiet operation. The UV-705 comes equipped with an easy-to-use focusing mechanism that allows for adjustments from wide to very wide flood settings. A special lens filters out harmful UV-B and UV-C wavelengths and almost all visible light, and is provided with an integral wire mesh safety screen.

Specifications subject to change without notice

400 WATT**UV-705****Blacklight Floodlight****Features**

- Compact, rugged construction
- UV filter lens
- Wide to very wide field adjustment
- Integrated ballast and ignitor
- Extremely quiet operation
- Lamp access through lens door
- Integrated wire mesh safety screen
- Yoke supplied with dual positive locking dogs
- Automatic safety cutoff switch
- Safety cable with spring clip included
- E.T.L. and c.E.T.L. listed for 400 Watts
- Made in the USA





Radiometric data for MHL450 Lamp

Specifications

Housing: Sheet aluminum and sheet steel construction. Provided with 4 non-skid rubber feet.

Materials: Construction employs all corrosion-resistant materials and hardware.

Yoke: 3/16" x 1 0 1/4" flat steel with dual locking dog tilt handles.

Reflector: Diffused etched aluminum.

Lens: Tempered borosilicate UV filter lens. Wire Safety mesh installed.

Socket: Two RSCB sockets.

Power Switch: ON/OFF rocker switch, illuminated in ON position.

Ballast: Integral with luminaire, 400 Watt.

Circuit Protection: 5 amp 3AG fuse for short circuits and overloads. Automatic safety switch disconnects power if access door is opened.

Cable: 5' of 14/3 SOW provided with male edison plug.

Access Door: Hinged, allows access to lamp for replacement and to lens and reflector for cleaning. Tool free relamping.

Focusing: Dual side mounted focus knobs allow for wide to very wide horizontal field adjustments.

Accessories: Accepts standard 10" accessories.

Finish: Black epoxy sandtex, electrostatic application.

Weight: Approx; 26 lbs. (11.7kg.)

ACCESSORIES Supplied with Luminaire	
SC-36-BK	Safety Cable w/Spring Clip

BLACKLIGHT PERFORMANCE CHART			
Fixture Type	Focus	Beam Angle (Degrees°)	Field Angle (Degrees°)
UV-705	Spot	30°	99°
	Flood	35°	106°

ADDITIONAL ACCESSORIES	
8-CF	Color Frame, 10"x10"
8-BD-4	4-Way Barn Doors
510-HD	Heavy Duty Pipe Clamp
90-MHL450	450 Watt Metal Halide Lamp

LAMP DATA							
Lamp Type	Watts (Nominal)	Volts (Nominal)	Volts (Striking)	Peak Spectrum (UV-A)	Radiant Output (at 1 meter)	Rated Life	Burning Position
MHL450	450	140	4Kv	360-375nm	900µW/cm²	500 Hrs.	HOR ±10°