

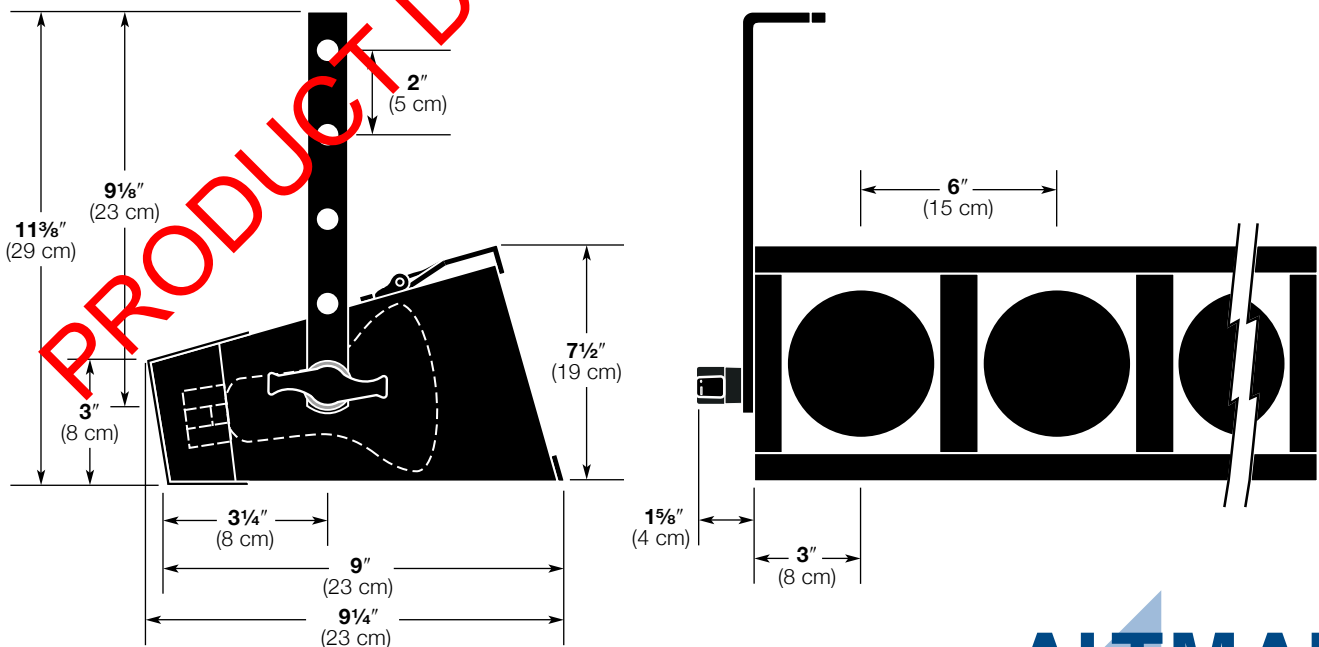
Fixture Type:

The R40 borderlight is a multi-lamp, compartmented striplighting luminaire designed for use as a general wash of light, and is available wired for three- or four-circuit operation for use when color separation or blending is desired. Manufactured standard in portable lengths of 6 feet (three or four circuits), 7½ feet (three circuits), and 8 feet (four circuits), the R40 is also available in custom lengths and with custom circuitry, sockets spaced on 6" centers. The luminaire can be used for toning, fill, or cyclorama illumination from both above and below.

Specifications subject to change without notice.

**2400 - WATT-PER-CIRCUIT
PAR38 / R40 BORDERLIGHT
Features**

- Rugged 20-gauge steel housing
- Compartmented for color separation
- 3- and 4-circuit portable units have feed-through wiring
- Medium screw-base sockets on 6" centers
- Spring-loaded color-frame holder
- Floor trunion, combination glass roundel frames, and safety cable with spring clip included
- Three 36" Teflon® lead wires per circuit on portable units
- U.L.- and c.U.L.-listed for 300-watt lamps, 2400 watts per circuit
- Made in the U.S.A.



Specifications

Housing: Die-cast aluminum and 20-gauge sheet steel construction.

Materials: Corrosion-resistant materials and hardware.

Sockets: Medium screw base, tool-free relamping.

Rating: 120 volts AC operation, 20 amps per circuit, 2400 watts maximum per circuit. Lamps 300 watts maximum.

Cable: When provided, 36" Teflon[®] and/or silicone-fiberglass leads encased in black fiberglass sleeving. 3- and 4-circuit portable units feed-through wired.

Accessories: Accepts 5³/₄ × 6³/₄ combination color frames. Self-closing color-frame holder retaining latch.

Junction Box: When provided, 16-gauge steel with knockouts and terminal strip. Connected to fixture via insulated threaded nipples furnished with insulated bushings.

Auxiliary Circuits: Female receptacles may be provided in cover, allowing unit to double as a connector strip. Available only on units provided with junction box for permanent installations.

Trunnions: When provided, rigid 16-gauge steel; two mounting positions.

Hanging Arms: When provided, 3/16" strap steel; five mounting positions.

Hanging Chain: When provided, 40 2/0 zinc-plated bowtie chain. One length per 5' provided for units over 10' in length.

Finish: Baked black enamel.

Weight: Approx. 7 1/2 lbs. (3.4 Kg) per foot.

ACCESSORIES SUPPLIED WITH LUMINAIRE	
R40-COMBO	Combination Color Frame
FT	Floor Trunnion, pair
SC-36-BK	Safety Cable with Spring Clip

ADDITIONAL ACCESSORIES	
CFT	Castered Floor Trunnion, pair
508	Hanging Arm with Pipe Clamp, pair
510	Malleable Iron Pipe Clamp
RNDL-5- <input type="checkbox"/> *	5 ⁵ / ₈ " Roundels
RNDL-5-50- <input type="checkbox"/> *	5 ⁵ / ₈ " 50°-Spread Roundels

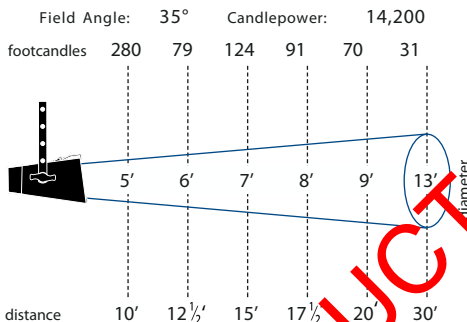
* Complete code with roundel color: "RED" (red), "BLU" (blue), "GRN" (green), "AMB" (amber), or "CLR" (clear). One roundel per reflector.

LAMP INFORMATION

watts	manufacturer lamp code	candlepower (cd)	color temp. (K)	rated life (hrs.)	field angle
100	100 BR40/FL	900	2700	2,000	60°
120	120BR40/FL	--	2900	2,000	60°
<hr/>					
250	Q250PAR38/FL	6,500	2900	6,000	60°
250	Q250PAR38/SP	28,000	2900	6,000	24°
300	300R/FL	2,900	2775	2,000	60°
300	300R/SP	14,000	2775	2,000	24°

PHOTOMETRIC DATA

250-WATT KR38/SP LAMP *

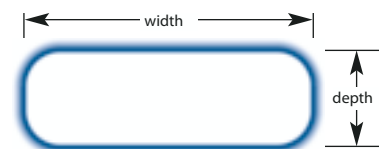


250-WATT KR38/FL LAMP *



APPROXIMATE PATTERN OF LIGHT ON STAGE FLOOR FROM 8' R40 UNIT FLOWN 15' ABOVE

lamp	depth	width
250KR38/FL	17' 4"	25' 4"
250KR38/SP	7' 6"	15' 6"



* All photometric data is for single lamps only. Actual photometrics are dependent on total number of lamps in fixture. Beam intensities compound due to overlapping of beam patterns.

WHEN ORDERING R40 BORDERLIGHTS

Be sure to specify:

- 1) The number of circuits (no more than 2400 watts total may be connected to a circuit).
- 2) Custom wiring schemes, if desired.
- 3) The total length of the fixture: any length is available, in 6' increments.

- 4) Hardware required. Floor trunnions (part number FT) are standard equipment, and hanging chains are provided for all units over 10" in length.
- 5) The quantity and part number of each roundel (optional) required, if any. One roundel is needed for each reflector in the unit.

Standard R40 Units

- 6': 3- or 4-circuit , 12-lamp
- 7' 6": 3-circuit , 15-lamp
- 8': 4-circuit , 16-lamp