



FOR THE SCOPE OF
ACCREDITATION UNDER NVLAP LAB
CODE 100402-0.

REPORT

3933 US ROUTE 11 CORTLAND, NEW YORK 13045

Project No. G101603639

Date: April 14, 2014

REPORT NO. 101603639CRT-005

TEST OF ONE PORTABLE ELECTRIC LUMINAIRE WITH A SINGLE 8" MEDIUM FLOOD SPREAD
LENS

FIXTURE MODEL NO. SS-SPP-100 3K WHITE-18-0112
LED MODEL NO. Philips Lumileds LX18-P130-3

RENDERED TO

ALTMAN STAGE LIGHTING INC
57 ALEXANDER STREET
YONKERS, NY, 10701

TEST: Electrical and Photometric tests as required to the IESNA test standard.

STATEMENT OF LIMITATION: This report must not be used by the client to claim product certification, approval, or endorsement by NVLAP, NIST, or any agency of the federal government.

AUTHORIZATION: The testing performed was authorized by signed quote number 500508985.

STANDARDS USED: The following American National Standards or Illuminating Engineering Society of North America Test Guides were used in part or totally to test each specimen:

IESNA LM-79: 2008 Approved Method for Electrical and Photometric Measurements of Solid-State Lighting Products

ANSI ANSLG C38.377: 2012 Specifications of the Chromaticity of Solid State Lighting Products

DESCRIPTION OF SAMPLE: The client submitted one production sample of model number SS-SPP-100 3K WHITE-18-0112. The sample was received by Intertek on February 13, and April 9, 2014, in undamaged condition, and one sample was tested as received. The sample designation was CRT1402131143-001.

DATES OF TESTS: April 11, 2014.

This report is for the exclusive use of Intertek's Client and is provided pursuant to the agreement between Intertek and its Client. Intertek's responsibility and liability are limited to the terms and conditions of the agreement. Intertek assumes no liability to any party, other than to the Client in accordance with the agreement, for any loss, expense or damage occasioned by the use of this report. Only the Client is authorized to copy or distribute this report and then only in its entirety. Any use of the Intertek name or one of its marks for the sale or advertisement of the tested material, product or service must first be approved in writing by Intertek. The observations and test results in this report are relevant only to the sample tested. This report by itself does not imply that the material, product, or service is or has ever been under an Intertek certification program.

SUMMARY

Model No.:	SS-SPP-100 3K WHITE-18-0112
Description:	Portable Electric Luminaire With A Single 8" Medium Flood Spread Lens

Criteria	Result
Total Lumen Output	5182 Lumens
Total Power	93.11 W
Luminaire Efficacy	55.65
Power Factor	0.587

EQUIPMENT LIST

Equipment Used	Model Number	Control Number	Last Calibration Date	Calibration Due Date
LSI High Speed Mirror Goniometer	6440	---	03/25/14	04/25/14
Elgar Power Supply	CW1251	---	VBU	VBU
Yokogawa Power Analyzer	WT210	E464	04/17/13	04/17/14
ExTech Hygro Thermometer	445703	T1357	11/25/13	11/25/14
Fisher Scientific	14-649-9	N1405	08/13/13	08/13/14
M-D Building Products	Smart Tool	L112	03/15/14	03/15/15

TEST METHODS

Seasoning in Sample Orientation – LED Products

No seasoning was performed in accordance with IESNA LM-79.

Photometric and Electrical measurements – Distribution Method

A LSI Type C High Speed Model 6440 Mirror Goniometer was used to measure the intensity (candelas) at each angle of distribution for each sample.

Ambient temperature was measured equal to the height of the sample mounted on the Goniometer equipment. Each sample was operated at input rated voltage in its designated orientation. Each sample was allowed to stabilize for at least thirty minutes before measurements were made. Electrical measurements including voltage, current, and power were measured using the Xitron or Yokogawa Power Analyzer.

Some graphics were created with Photometrics Plus software.



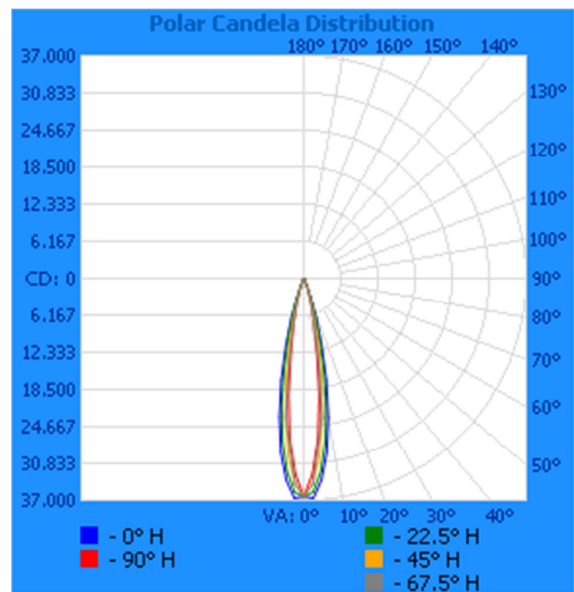
RESULTS OF TESTS

Photometric and Electrical Measurements – Distribution Method

Intertek Sample No.	Base Orientation	Input Voltage (Vac)	Input Current (mA)	Input Power (Watts)	Input Power Factor	Absolute Luminous Flux (Lumens)	Lumen Efficacy (Lumens Per Watt)
CRT1402131143-001	UP	120.1	1320	93.11	0.587	5182	55.65

Intensity (Candlepower) Summary at 25°C - Candelas

Angle	0	22.5	45	67.5	90
0	36377	36377	36377	36377	36377
5	33734	32290	29636	27626	26793
10	23432	21216	16715	14024	12286
15	11444	9738	6675	5122	4882
20	3609	3155	2211	1932	1969
25	776	748	817	688	614
30	234	249	316	250	246
35	136	134	149	137	148
40	91	86	87	88	82
45	60	56	58	59	59
50	40	37	38	41	42
55	22	21	22	26	26
60	10	8	10	11	12
65	0	0	0	1	2
70	0	0	0	0	0
75	0	0	0	0	0
80	0	0	0	0	0
85	0	0	0	0	0
90	0	0	0	0	0

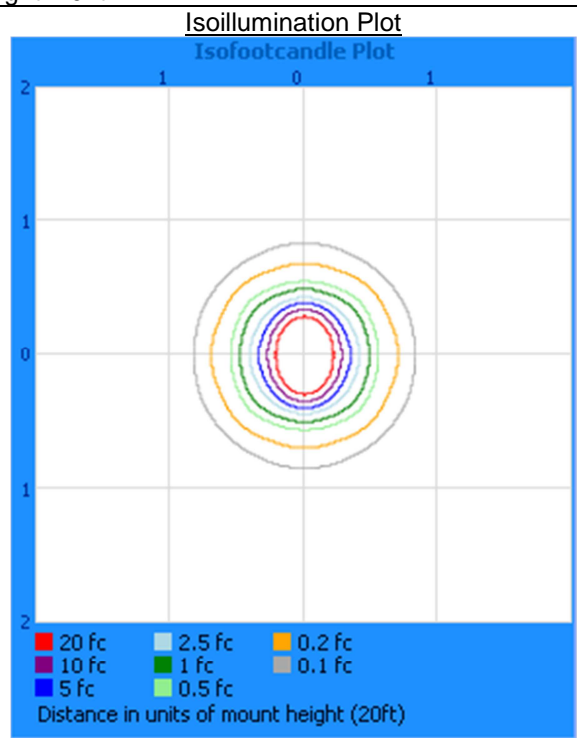
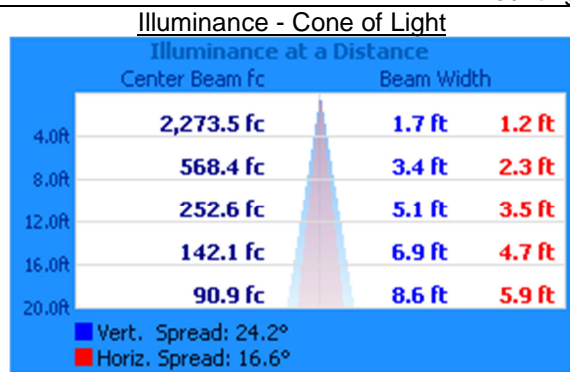




RESULTS OF TESTS (cont'd)

Illumination Plots

Mounting Height: 20 ft.



Zonal Lumen Summary and Percentages at 25°C

Zone	Lumens	% Luminaire
0-30	5019	96.9
0-40	5112	98.7
0-60	5179	100.0
60-90	2.5	0.0
0-90	5182	100.0
90-180	0.0	0.0
0-180	5182	100.0

Zonal Lumens and Percentages at 25°C

Zone	Lumens	% Luminaire
0-10	2453	47.3
10-20	2145	41.4
20-30	421.0	8.1
30-40	93.3	1.8
40-50	46.0	0.9
50-60	20.8	0.4
60-70	2.5	0.0
70-80	0.0	0.0
80-90	0.0	0.0



Picture (not to scale)



CONCLUSION

The results tabulated in this report are representative of the actual test samples submitted for this report only. The data is provided to the client for further evaluation. Compliance to the referenced specification requirements was not determined in this report.

In Charge Of Tests:

Report Reviewed By:

Melanie Brittain

Jeffrey Davis

Melanie Brittain
Associate Engineer
Lighting Division

Jeffrey Davis
Engineering Manager
Lighting Division

Attachment: None