

THEMED ARCHITECTURAL LIGHTING

Catalog Number
ME*



Fixture Type:

The Micro Ellipse is a lightweight framing spotlight with variable focus ability. Beam angles range approximately from 10° to 35° and field angles from 25° to 50°. Utilizing the long life, low wattage and cost efficient family of MR-16 dichroic reflector lamps these units are ideal for architectural and display applications. Included with each unit are four steel framing shutters to provide beam shaping capability. Integral to the unit is a slot which will accept a pattern holder, optional dual gobo rotator, or beam reducing templates. The Micro Ellipse's small size makes it perfect for museums, retail, restaurant and all architectural venues that require a small ellipsoidal framing projector.

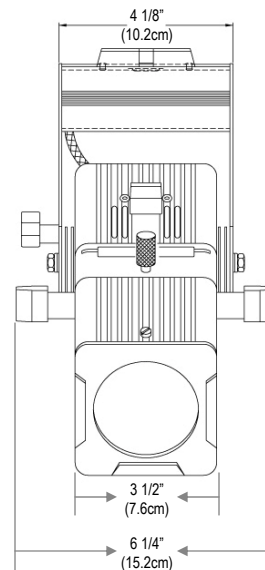
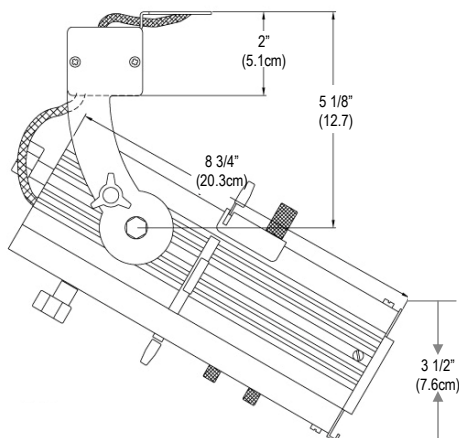
Specifications subject to change without notice.

20-75 WATT MR-16 MICRO ELLIPSE

Features:

- Compatible w/Altman Smart Track™
- Track, Canopy, Stem and Unistrut options
- 25°-50° Zoom Optics
- Attractive extruded aluminum housing
- Tool free lamp centering
- Push-on type two-pin ceramic socket

- Dimmable 75W, 12V short circuit and thermal protected electronic transformer
- Color frame and safety cable included
- U.L., c.U.L., ETL, cETL or CE listed for 75 watts.
- Made in the USA



Optional MAPH-G
Template/ pattern holder



Optional Master Spin
Dual Pattern Rotator

Specifications

Housing: Ribbed aluminum extrusions

Materials: Corrosion-resistant materials and hardware.

Yoke: Laser cut steel yoke with clearance hole for 1/2" bolt.

Lens: Crown glass (white plate) lenses. Movable lenses mounted on lens carriers with Teflon glide bearing.

Socket: GX5.3, with heat shield.

Transformer: 75W, 12V dimmable electronic transformer. Short circuit and thermal protected. Electronic internal resettable protection. Patent pending auto heat regulation that also acts as overload protection. Thermal auto-reset 125°C switch.

Rating: 120 volts A/C operation, .625 amps, 75 watts maximum (220-240 VAC & 277 VAC, 50/60 Hz unit available).

Cable: 6' total length with molded male Edison plug (unless track adapter or other is specified).

Shutters: Galvanized steel, fully adjustable and removable with heat resistant handles.

Lamp Alignment: Tool-free centering and peak-to-flat adjustment.

Lens Focusing: Lens movements contained within body, adjustable with heat resistant knob.

Accessories: External front slot accepts 3-3/8" square x 1/8" thick accessories. Internal pattern slot accepts size E (37.5mm) patterns with Altman pattern holder pt # **MAPH-G** or Master Spin dual-rotator.

Finish: Black, White or Silver TGIC polyester, electrostatic application. Custom colors available.

Weight: Approx; 4.5 lbs. (2 kg.)

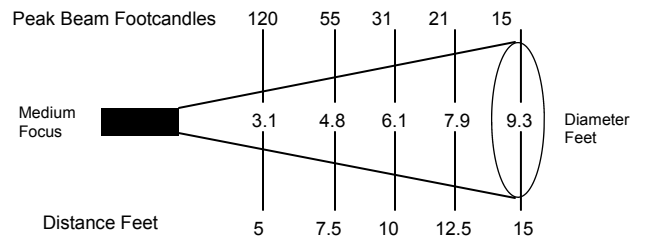
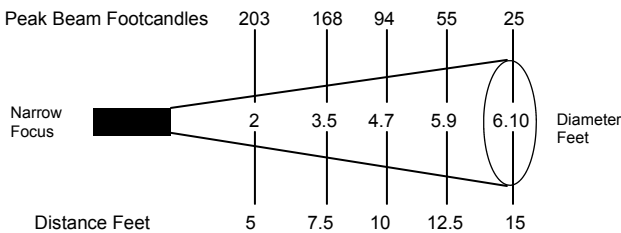
| Part Number: ME-*_** | | | |
|----------------------|---------|--------|---------------------------------------|
| Model | Voltage | Color* | Additional Factory Installed Option** |
| ME | 120 | Black | See Below |
| | 220 | White | |
| | 277 | Silver | |
| | | Custom | |

| Accessories Supplied with LUMINAIRE | |
|-------------------------------------|--|
| MCF MSC | Color Frame 3 3/8" X 3 3/8" Mini Safety Cable |

| Additional Accessories | |
|------------------------|--|
| MBD | 4-way Barn Doors |
| MECT | Beam Reducing Circle Template |
| MA-DN | 3-3/8" x 3-3/8" Donut, Black with 1-3/4" Opening |
| MAPH-G | Pattern Holder, 1/ 1/4" Dia. Opening-"E Size" Accepts Glass and Metal Pattern Holders |
| MSPIN-110 | MasterSpin Vaible Speed Bi-Directional Dual Gobo Rotator, 120 VAC |
| MSPIN-220 | MasterSpin Variable Speed Bi-Directional Dual Gobo Rotator, 220 VAC |
| 510-F | Light Duty Flat Steel Pipe Clamp: for 1/4" to 1-1/2" Pipe |
| 510 | Malleable Iron Pipe Clamp: 3/4" to 1-1/2" Pipe, includes 1/2" Bolt |
| MEGA-CLAMP-* | Extruded Aluminum Clamp for 3/4" to 2" Pipe, includes 1/2" Bolt *Specify Black or Silver |
| MINI-CLAMP* | Extruded Aluminum Clamp for 1/2" to 1-1/2" Pipe, includes 3/8" Bolt *Specify Black or Silver |
| MICRO-CLAMP* | Extruded Aluminum Clamp for 3/8" to 1" Pipe, includes 5/16" Bolt *Specify Black or Silver |
| MICRO-SN* | Snoot |

| **Additional Factory Installed Options to Follow Basic ME-* part number | |
|---|---|
| -Y | Two Circuit Smart Track adapter installed with Quartz SCR DMX/RDM addressable dimmer. |
| TLA-E166 | Nordic Eco 1 Circuit Track Adapter |
| TLA-TEK100 | Nordic Spec Grade 2 Circuit Track Adapter |
| TLA-GA100UL | Nordic Spec Grade 3 Circuit Track Adapter |
| TLA-L | Lightolier Lytespan 1 Circuit Track Adapter |
| TLA-H | Halo 1 Circuit Track Adapter |
| 54-SVT183-24CC | Coiled Cord with Edison Connector—24" retracted, 6 foot extended Factory installed |
| Canopy | 5" Diameter Canopy with universal mounting bracket |
| Unistrut | Unistrut bracket installed—spring nuts by others |
| Stem | Custom Stem to Canopy mount available—Max length 6' |

| LAMP INFORMATION | | | | |
|------------------|-------|-------|------------------|-------------------|
| Lamp Type | Watts | Volts | Rated Life (hrs) | Correction Factor |
| EYJ | 75 | 12 | 4000 | 1.00 |
| EYC | 75 | 12 | 4000 | 1.00 |
| EXT | 50 | 12 | 5000 | .79 |
| EXN | 50 | 12 | 5000 | .79 |
| EZK | 20 | 12 | 4000 | .22 |
| BAB | 20 | 12 | 4000 | .22 |



PHOTOMETRIC DATA FOR EYC LAMP
Actual Photometrics Differ Slightly Among Lamp Manufacturers