



FOR THE SCOPE OF  
ACCREDITATION UNDER NVLAP LAB  
CODE 100402-0.

## REPORT

3933 US ROUTE 11 CORTLAND, NEW YORK 13045

Project No. G101603639

Date: April 14, 2014

REPORT NO. 101603639CRT-002

TEST OF ONE PORTABLE ELECTRIC LUMINAIRE WITH A SINGLE 8" VERY WIDE FLOOD SPREAD LENS

FIXTURE MODEL NO. SS-SPP-100 3K WHITE-18-0114  
LED MODEL NO. Philips Lumileds LX18-P130-3

RENDERED TO

ALTMAN STAGE LIGHTING INC  
57 ALEXANDER STREET  
YONKERS, NY, 10701

TEST: Electrical and Photometric tests as required to the IESNA test standard.

STATEMENT OF LIMITATION: This report must not be used by the client to claim product certification, approval, or endorsement by NVLAP, NIST, or any agency of the federal government.

AUTHORIZATION: The testing performed was authorized by signed quote number 500508985.

STANDARDS USED: The following American National Standards or Illuminating Engineering Society of North America Test Guides were used in part or totally to test each specimen:

IESNA LM-79: 2008 Approved Method for Electrical and Photometric Measurements of Solid-State Lighting Products

ANSI ANSLG C38.377: 2012 Specifications of the Chromaticity of Solid State Lighting Products

DESCRIPTION OF SAMPLE: The client submitted one production sample of model number SS-SPP-100 3K WHITE-18-0114. The sample was received by Intertek on February 13, and April 9, 2014, in undamaged condition, and one sample was tested as received. The sample designation was CRT1402131143-001.

DATES OF TESTS: April 11, 2014.

This report is for the exclusive use of Intertek's Client and is provided pursuant to the agreement between Intertek and its Client. Intertek's responsibility and liability are limited to the terms and conditions of the agreement. Intertek assumes no liability to any party, other than to the Client in accordance with the agreement, for any loss, expense or damage occasioned by the use of this report. Only the Client is authorized to copy or distribute this report and then only in its entirety. Any use of the Intertek name or one of its marks for the sale or advertisement of the tested material, product or service must first be approved in writing by Intertek. The observations and test results in this report are relevant only to the sample tested. This report by itself does not imply that the material, product, or service is or has ever been under an Intertek certification program.

SUMMARY

Model No.:	SS-SPP-100 3K WHITE-18-0114
Description:	Portable Electric Luminaire With A Single 8" Very Wide Flood Spread Lens

Criteria	Result
Total Lumen Output	4759 Lumens
Total Power	93.11 W
Luminaire Efficacy	51.11
Power Factor	0.588

EQUIPMENT LIST

Equipment Used	Model Number	Control Number	Last Calibration Date	Calibration Due Date
LSI High Speed Mirror Goniometer	6440	---	03/25/14	04/25/14
Elgar Power Supply	CW1251	---	VBU	VBU
Yokogawa Power Analyzer	WT210	E464	04/17/13	04/17/14
ExTech Hygro Thermometer	445703	T1357	11/25/13	11/25/14
Fisher Scientific	14-649-9	N1405	08/13/13	08/13/14
M-D Building Products	Smart Tool	L112	03/15/14	03/15/15

TEST METHODS

Seasoning in Sample Orientation – LED Products

No seasoning was performed in accordance with IESNA LM-79.

Photometric and Electrical measurements – Distribution Method

A LSI Type C High Speed Model 6440 Mirror Goniometer was used to measure the intensity (candelas) at each angle of distribution for each sample.

Ambient temperature was measured equal to the height of the sample mounted on the Goniometer equipment. Each sample was operated at input rated voltage in its designated orientation. Each sample was allowed to stabilize for at least thirty minutes before measurements were made. Electrical measurements including voltage, current, and power were measured using the Xitron or Yokogawa Power Analyzer.

Some graphics were created with Photometrics Plus software.



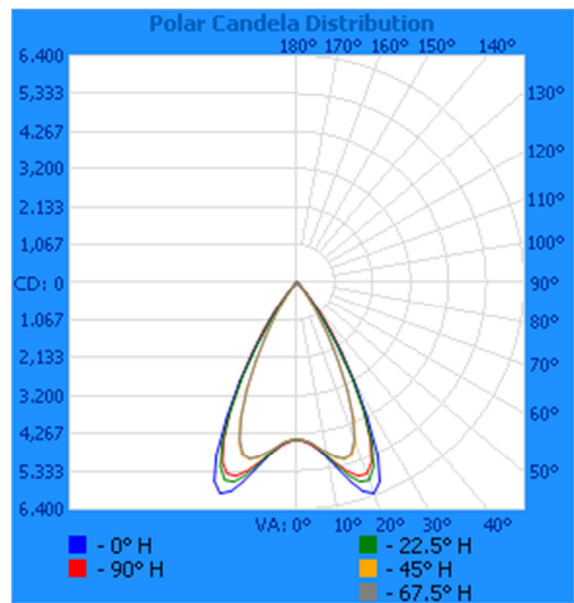
**RESULTS OF TESTS**

Photometric and Electrical Measurements – Distribution Method

Intertek Sample No.	Base Orientation	Input Voltage (Vac)	Input Current (mA)	Input Power (Watts)	Input Power Factor	Absolute Luminous Flux (Lumens)	Lumen Efficacy (Lumens Per Watt)
CRT1402131143-001	UP	120.1	1320	93.11	0.588	4759	51.11

Intensity (Candlepower) Summary at 25°C - Candelas

Angle	0	22.5	45	67.5	90
0	4434	4434	4434	4434	4434
5	4552	4549	4537	4552	4600
10	5057	4999	4902	4873	5016
15	5822	5656	5173	5150	5532
20	6338	5944	4791	4714	5756
25	5386	4973	3358	3349	4897
30	3224	3071	1774	1781	3192
35	1313	1299	746	800	1623
40	380	415	289	328	667
45	141	148	133	149	263
50	79	78	78	84	110
55	51	50	52	53	58
60	34	33	35	35	36
65	18	19	21	21	20
70	6	7	10	10	8
75	0	0	1	3	3
80	0	0	0	0	0
85	0	0	0	0	0
90	0	0	0	0	0

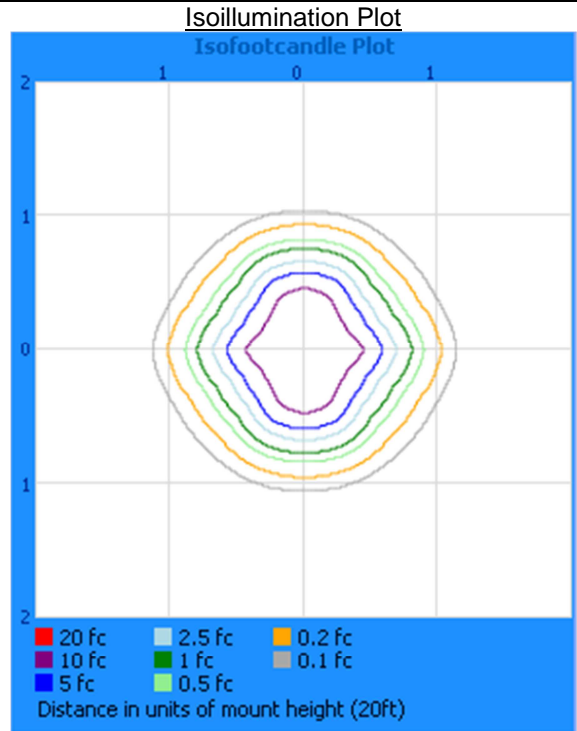
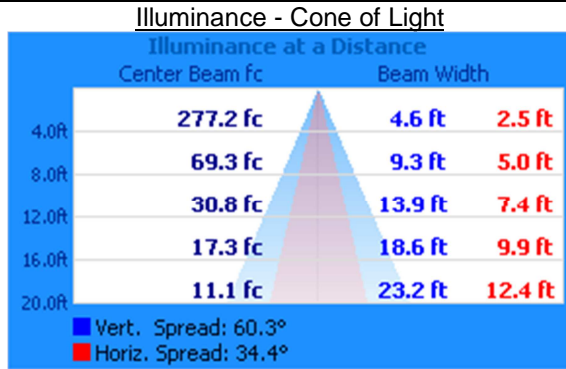




**RESULTS OF TESTS (cont'd)**

**Illumination Plots**

Mounting Height: 20 ft.



**Zonal Lumen Summary and Percentages at 25°C**

Zone	Lumens	% Luminaire
0-30	3814	80.1
0-40	4546	95.5
0-60	4737	99.5
60-90	22.6	0.5
0-90	4759	100.0
90-180	0.0	0.0
0-180	4759	100.0

**Zonal Lumens and Percentages at 25°C**

Zone	Lumens	% Luminaire
0-10	448.9	9.4
10-20	1516	31.9
20-30	1849	38.8
30-40	732.7	15.4
40-50	141.4	3.0
50-60	48.7	1.0
60-70	20.2	0.4
70-80	2.4	0.1
80-90	0.0	0.0

Picture (not to scale)



CONCLUSION

The results tabulated in this report are representative of the actual test samples submitted for this report only. The data is provided to the client for further evaluation. Compliance to the referenced specification requirements was not determined in this report.

In Charge Of Tests:

Report Reviewed By:



Melanie Brittain  
Associate Engineer  
Lighting Division

Jeffrey Davis  
Engineering Manager  
Lighting Division

Attachment: None