

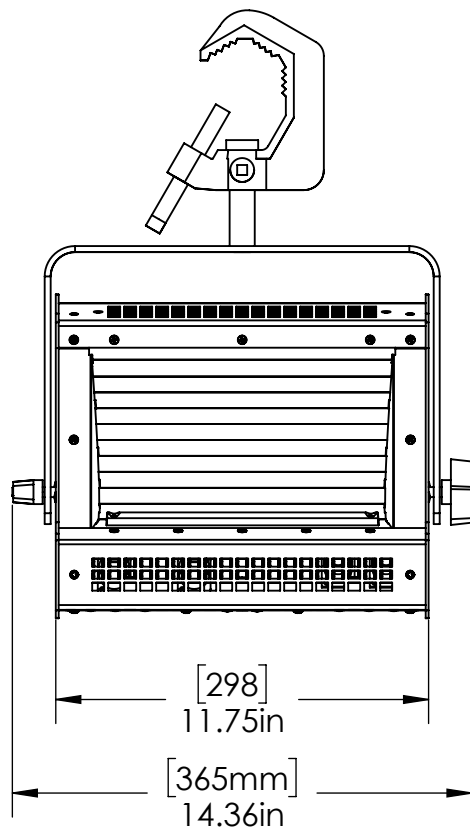
5

4

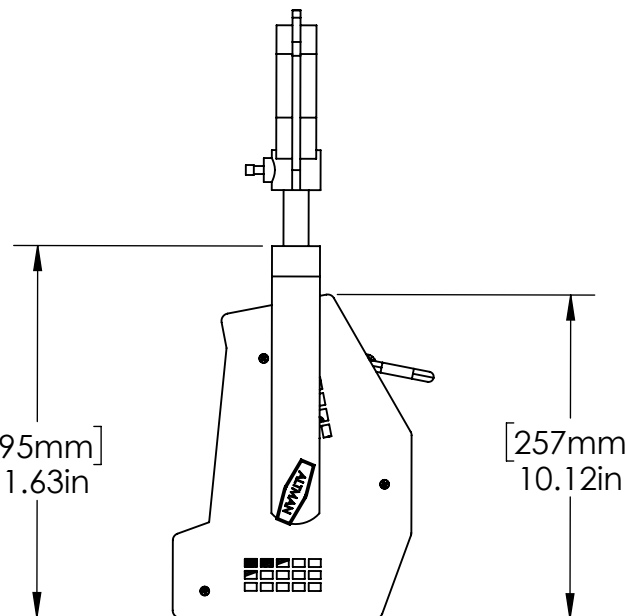
3

2

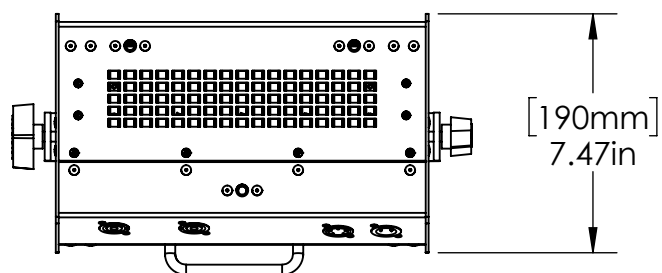
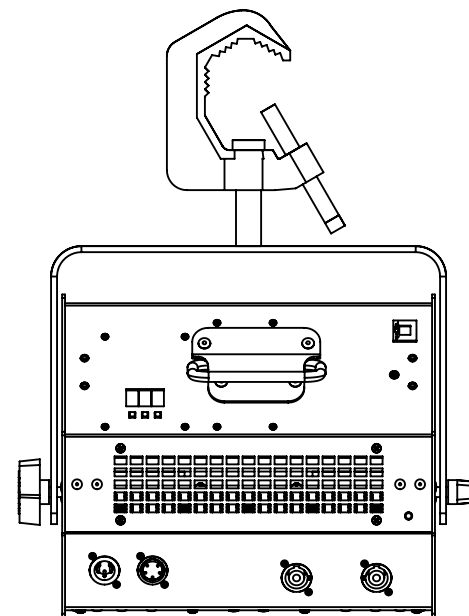
1



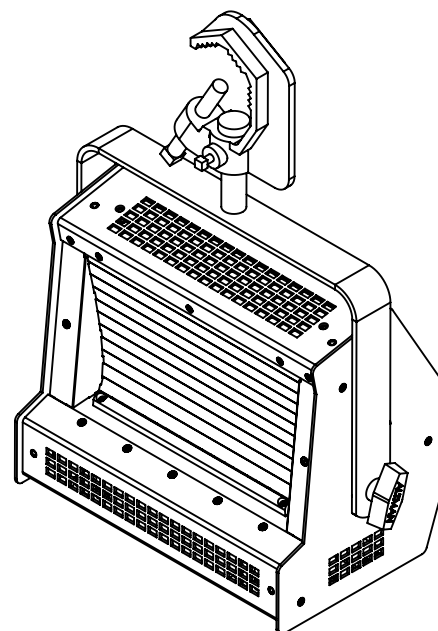
[295mm]
11.63in



[257mm]
10.12in



[190mm]
7.47in



PROPRIETARY AND CONFIDENTIAL

THE INFORMATION CONTAINED IN THIS DRAWING IS THE SOLE PROPERTY OF ALTMAN STAGE LIGHTING INC. ANY REPRODUCTION IN PART OR AS A WHOLE WITHOUT THE WRITTEN PERMISSION OF ALTMAN STAGE LIGHTING INC. IS PROHIBITED.

UNLESS OTHERWISE SPECIFIED:

DIMENSIONS ARE IN INCHES
TOLERANCES:
FRACTIONAL $\pm 1/16$
ANGULAR: MACH $\pm 1^\circ$ BEND $\pm 1^\circ$
TWO PLACE DECIMAL ± 0.030
THREE PLACE DECIMAL ± 0.010

INTERPRET GEOMETRIC
TOLERANCING PER: ASME Y14.5

MATERIAL

N/A

FINISH

DO NOT SCALE DRAWING

NAME

DATE

DRAWN

SASI

1/24/2017

PROJECT

CYC100

FILE

CYC 100 WITH YOKE

ALTMAN
Lighting, Inc.

PART NO.

SSCYC100

REV

00

SIZE **A**

SCALE: 1:6

WEIGHT:

SHEET 1 OF 1

5

4

3

2

1