

PHOENIX1 LED PROFILE

The 5°, 10°, 19°, 26°, 36° and 50° fixed focus Phoenix 1 LED profiles are state of the art luminaires in function, style, and efficiency. These profiles have been designed and engineered with a number of innovative details and features enhancing versatility and efficiency without sacrificing performance.

The Phoenix1 is the only silent and solid state LED profile specifically made for the production lighting and theatrical market. This makes the Phoenix1 ideal for use in concert halls, recording studios, small venues or wherever ambient noise is a concern.

A diverse line of LED choices are available in 150 Watt RGBA, RGBW, 3000K, 5600K, and tunable white 3000K/5600K.

Fully locking shutters and a 360° rotating barrel help keep your keep the artistic part of your fixtures focus intact and easy to attain, with virtually no light leak. The aesthetic appearance and ergonomically designed function controls only add to the appeal.



Phoenix1 Fixed Lens Profile

Product Features:

- 360-degree rotating barrel
- Heat resistant Plano-Convex lensing
- Die-cast aluminum and sheet metal fabrication
- Color frame, C-Clamp, soft focus pattern holder, safety cable and 5 foot PowerCON included
- PowerCON in and out for daisy-chaining units
- Available standard in Black or White
- Positive locking double-clutch fixture body
- Wide accessory slot with sliding cover for motorized pattern devices or optional iris
- Yoke made from rigid flat steel with dual locking handles, two mounting positions and indexed tilt angle markings
- DMX512 in/thru via 5-pin XLR connector
- Multiple on-board control options: color fades and strobes
- Console free stand alone Player Mode
- 8-bit or 16-bit virtual dimming engine provides smooth, high quality fades and minimizes color shift during dimming
- User friendly control interface
- Carries standard 5 year plus 1 day Altman Warranty
- 25.5 lbs. (11.56 kg.)
- cETLus listed and CE marked (IP20 Rated for indoor use)
- Assembled in the USA
- Five (5) year and one (1) day warranty
- No cost technical support for the life of your product



Photometric Performance - PHX 150W RGBA Luminaires (at full intensity)

5 Degree Lens

Throw Distance (d)	20' 6m	30' 9m	40' 12.2m	50' 15.2m	60' 18.28m	70' 21.33m	80' 24.38m	90' 27.43m	100' 30.48m	110' 33.52m
Beam Size Diameter	2.40' 0.73m	3.60' 1.09m	4.80' 1.46m	6.00' 1.82m	7.20' 2.19m	8.40' 2.56m	9.60' 2.92m	10.80' 3.29m	12.00' 3.65m	13.20' 4.02m
Illuminance = fc (Illuminance = lux)	405.70 (4366.91)	181.60 (1954.72)	101.43 (1091.72)	64.91 (698.70)	45.08 (485.21)	33.12 (356.48)	25.36 (272.93)	20.03 (215.65)	16.23 (174.67)	13.41 (144.36)

10 Degree Lens

Throw Distance (d)	20' 6m	30' 9m	40' 12.2m	50' 15.2m	60' 18.28m	70' 21.33m	80' 24.38m	90' 27.43m	100' 30.48m	110' 33.52m
Beam Size Diameter	3.00' 0.91m	4.50' 1.37m	6.00' 1.82m	7.50' 2.286m	9.00' 2.74m	10.50' 3.20m	12.00' 3.65m	13.50' 4.11m	15.00' 4.57m	16.50' 5.02m
Illuminance = fc (Illuminance = lux)	193.60 (2083.89)	86.75 (933.76)	48.40 (520.97)	30.98 (333.42)	21.51 (231.54)	15.80 (170.11)	12.10 (130.24)	9.56 (102.90)	7.74 (83.35)	6.40 (68.88)

19 Degree Lens

Throw Distance (d)	10' 3m	15' 4.6m	20' 6m	25' 7.6m	30' 9m	35' 10.7m	40' 12.2m	45' 13.7m	50' 15.2m	55' 16.78m
Beam Size Diameter	3.10' 0.94m	4.65' 1.41m	6.20' 1.88m	7.75' 2.36m	9.30' 2.83m	10.85' 3.30m	12.40' 3.77m	13.95' 4.25m	15.50' 4.72m	17.05' 5.19m
Illuminance = fc (Illuminance = lux)	205.16 (2208.33)	91.18 (981.48)	51.29 (552.08)	32.83 (353.33)	22.80 (245.37)	16.75 (180.27)	12.82 (138.02)	10.13 (109.05)	8.21 (88.33)	6.78 (73.00)

26 Degree Lens

Throw Distance (d)	10' 3m	15' 4.6m	20' 6m	25' 7.6m	30' 9m	35' 10.7m	40' 12.2m	45' 13.7m	50' 15.2m	55' 16.78m
Beam Size Diameter	4.55' 1.38m	6.83' 2.08m	9.10' 2.77m	11.38' 3.46m	13.65' 4.16m	15.93' 4.85m	18.20' 5.54m	20.48' 6.24m	22.75' 6.93m	25.03' 7.62m
Illuminance = fc (Illuminance = lux)	107.35 (1155.54)	47.71 (513.57)	26.84 (288.88)	17.18 (184.88)	11.93 (128.39)	8.76 (94.33)	6.71 (72.22)	5.30 (57.06)	4.29 (46.22)	3.55 (38.19)

36 Degree Lens

Throw Distance (d)	10' 3m	15' 4.6m	20' 6m	25' 7.6m	30' 9m	35' 10.7m	40' 12.2m	45' 13.7m	50' 15.2m	55' 16.78m
Beam Size Diameter	6.10' 1.85m	9.15' 2.78m	12.20' 3.71m	15.25' 4.64m	18.30' 5.57m	21.35' 6.50m	24.40' 7.43m	27.45' 8.36m	30.50' 9.29m	33.55' 10.22m
Illuminance = fc (Illuminance = lux)	63.71 (685.77)	28.32 (304.79)	15.93 (171.44)	10.19 (109.72)	7.08 (76.19)	5.20 (55.98)	3.98 (42.86)	3.15 (33.86)	2.55 (27.43)	2.11 (22.67)

50 Degree Lens

Throw Distance (d)	10' 3m	15' 4.6m	20' 6m	25' 7.6m	30' 9m	35' 10.7m	40' 12.2m	45' 13.7m	50' 15.2m	55' 16.78m
Beam Size Diameter	7.55' 2.30m	11.33' 3.45m	15.10' 4.60m	18.88' 5.75m	22.65' 6.90m	26.43' 8.05m	30.20' 9.20m	33.98' 10.35m	37.75' 11.50m	41.53' 12.65m
Illuminance = fc (Illuminance = lux)	37.06 (398.88)	16.47 (177.28)	9.26 (99.72)	5.93 (63.82)	4.12 (44.32)	3.03 (32.56)	2.32 (24.93)	1.83 (19.69)	1.48 (15.95)	1.23 (13.18)

Photometric Performance - PHX 150W RGBWLuminaires (at full intensity)

5 Degree Lens

Throw Distance (d)	20' 6m	30' 9m	40' 12.2m	50' 15.2m	60' 18.28m	70' 21.33m	80' 24.38m	90' 27.43m	100' 30.48m	110' 33.52m
Beam Size Diameter	2.40' 0.73m	3.60' 1.09m	4.80' 1.46m	6.00' 1.82m	7.20' 2.19m	8.40' 2.56m	9.60' 2.92m	10.80' 3.29m	12.00' 3.65m	13.20' 4.02m
Illuminance = fc (Illuminance = lux)	669.60 (7207.50)	299.70 (3225.94)	167.40 (1801.87)	107.14 (1153.20)	74.40 (800.83)	54.66 (588.36)	41.85 (450.46)	33.07 (355.92)	26.78 (288.30)	22.14 (238.26)

10 Degree Lens

Throw Distance (d)	20' 6m	30' 9m	40' 12.2m	50' 15.2m	60' 18.28m	70' 21.33m	80' 24.38m	90' 27.43m	100' 30.48m	110' 33.52m
Beam Size Diameter	3.00' 0.91m	4.50' 1.37m	6.00' 1.82m	7.50' 2.286m	9.00' 2.74m	10.50' 3.20m	12.00' 3.65m	13.50' 4.11m	15.00' 4.57m	16.50' 5.02m
Illuminance = fc (Illuminance = lux)	317.50 (3417.53)	142.50 (1533.85)	79.38 (854.38)	50.80 (546.80)	35.28 (379.72)	25.92 (278.98)	19.84 (213.59)	15.68 (168.76)	12.70 (136.70)	10.50 (112.97)

19 Degree Lens

Throw Distance (d)	10' 3m	15' 4.6m	20' 6m	25' 7.6m	30' 9m	35' 10.7m	40' 12.2m	45' 13.7m	50' 15.2m	55' 16.78m
Beam Size Diameter	3.10' 0.94m	4.65' 1.41m	6.20' 1.88m	7.75' 2.36m	9.30' 2.83m	10.85' 3.30m	12.40' 3.77m	13.95' 4.25m	15.50' 4.72m	17.05' 5.19m
Illuminance = fc (Illuminance = lux)	329.27 (3544.24)	146.34 (1575.22)	82.32 (886.06)	52.68 (567.07)	36.59 (393.80)	26.88 (289.32)	20.58 (221.51)	16.26 (175.02)	13.17 (141.77)	10.88 (117.16)

26 Degree Lens

Throw Distance (d)	10' 3m	15' 4.6m	20' 6m	25' 7.6m	30' 9m	35' 10.7m	40' 12.2m	45' 13.7m	50' 15.2m	55' 16.78m
Beam Size Diameter	4.55' 1.38m	6.83' 2.08m	9.10' 2.77m	11.38' 3.46m	13.65' 4.16m	15.93' 4.85m	18.20' 5.54m	20.48' 6.24m	22.75' 6.93m	25.03' 7.62m
Illuminance = fc (Illuminance = lux)	177.69 (1912.63)	78.97 (850.05)	44.42 (478.15)	28.43 (306.02)	19.74 (212.51)	14.51 (156.13)	11.11 (119.53)	8.77 (94.45)	7.11 (76.50)	5.87 (63.22)

36 Degree Lens

Throw Distance (d)	10' 3m	15' 4.6m	20' 6m	25' 7.6m	30' 9m	35' 10.7m	40' 12.2m	45' 13.7m	50' 15.2m	55' 16.78m
Beam Size Diameter	6.10' 1.85m	9.15' 2.78m	12.20' 3.71m	15.25' 4.64m	18.30' 5.57m	21.35' 6.50m	24.40' 7.43m	27.45' 8.36m	30.50' 9.29m	33.55' 10.22m
Illuminance = fc (Illuminance = lux)	106.77 (1149.26)	47.45 (510.78)	26.69 (287.31)	17.08 (183.88)	11.86 (127.69)	8.72 (93.81)	6.67 (71.82)	5.27 (56.75)	4.27 (45.97)	3.53 (37.99)

50 Degree Lens

Throw Distance (d)	10' 3m	15' 4.6m	20' 6m	25' 7.6m	30' 9m	35' 10.7m	40' 12.2m	45' 13.7m	50' 15.2m	55' 16.78m
Beam Size Diameter	7.55' 2.30m	11.33' 3.45m	15.10' 4.60m	18.88' 5.75m	22.65' 6.90m	26.43' 8.05m	30.20' 9.20m	33.98' 10.35m	37.75' 11.50m	41.53' 12.65m
Illuminance = fc (Illuminance = lux)	61.30 (659.77)	27.24 (293.23)	15.32 (164.94)	9.81 (105.56)	6.81 (73.30)	5.00 (53.85)	3.83 (41.23)	3.03 (32.58)	2.45 (26.39)	2.03 (21.81)

Photometric Performance - PHX 150W 3000K Luminaires (at full intensity)**5 Degree Lens**

Throw Distance (d)	20' 6m	30' 9m	40' 12.2m	50' 15.2m	60' 18.28m	70' 21.33m	80' 24.38m	90' 27.43m	100' 30.48m	110' 33.52m
Beam Size Diameter	2.40' 0.73m	3.60' 1.09m	4.80' 1.46m	6.00' 1.82m	7.20' 2.19m	8.40' 2.56m	9.60' 2.92m	10.80' 3.29m	12.00' 3.65m	13.20' 4.02m
Illuminance = fc (Illuminance = lux)	1028.00 (11065.29)	460.40 (4955.70)	257.00 (2766.32)	164.48 (1770.44)	114.22 (1229.47)	83.92 (903.28)	64.25 (691.58)	50.77 (546.43)	41.12 (442.61)	33.98 (365.79)

10 Degree Lens

Throw Distance (d)	20' 6m	30' 9m	40' 12.2m	50' 15.2m	60' 18.28m	70' 21.33m	80' 24.38m	90' 27.43m	100' 30.48m	110' 33.52m
Beam Size Diameter	3.00' 0.91m	4.50' 1.37m	6.00' 1.82m	7.50' 2.286m	9.00' 2.74m	10.50' 3.20m	12.00' 3.65m	13.50' 4.11m	15.00' 4.57m	16.50' 5.02m
Illuminance = fc (Illuminance = lux)	490.20 (5276.46)	219.20 (2359.44)	122.55 (1319.11)	78.43 (844.23)	54.47 (586.27)	40.02 (430.73)	30.64 (329.77)	24.21 (260.56)	19.61 (211.05)	16.20 (174.42)

19 Degree Lens

Throw Distance (d)	10' 3m	15' 4.6m	20' 6m	25' 7.6m	30' 9m	35' 10.7m	40' 12.2m	45' 13.7m	50' 15.2m	55' 16.78m
Beam Size Diameter	3.10' 0.94m	4.65' 1.41m	6.20' 1.88m	7.75' 2.36m	9.30' 2.83m	10.85' 3.30m	12.40' 3.77m	13.95' 4.25m	15.50' 4.72m	17.05' 5.19m
Illuminance = fc (Illuminance = lux)	534.24 (5750.47)	237.44 (2555.76)	133.56 (1437.62)	85.48 (920.07)	59.36 (638.94)	43.61 (469.42)	33.39 (359.40)	26.38 (283.97)	21.37 (230.01)	17.66 (190.09)

26 Degree Lens

Throw Distance (d)	10' 3m	15' 4.6m	20' 6m	25' 7.6m	30' 9m	35' 10.7m	40' 12.2m	45' 13.7m	50' 15.2m	55' 16.78m
Beam Size Diameter	4.55' 1.38m	6.83' 2.08m	9.10' 2.77m	11.38' 3.46m	13.65' 4.16m	15.93' 4.85m	18.20' 5.54m	20.48' 6.24m	22.75' 6.93m	25.03' 7.62m
Illuminance = fc (Illuminance = lux)	286.02 (3078.66)	127.12 (1368.29)	71.50 (769.66)	45.76 (492.58)	31.78 (342.07)	23.35 (251.31)	17.88 (192.41)	14.12 (152.03)	11.44 (123.14)	9.46 (101.77)

36 Degree Lens

Throw Distance (d)	10' 3m	15' 4.6m	20' 6m	25' 7.6m	30' 9m	35' 10.7m	40' 12.2m	45' 13.7m	50' 15.2m	55' 16.78m
Beam Size Diameter	6.10' 1.85m	9.15' 2.78m	12.20' 3.71m	15.25' 4.64m	18.30' 5.57m	21.35' 6.50m	24.40' 7.43m	27.45' 8.36m	30.50' 9.29m	33.55' 10.22m
Illuminance = fc (Illuminance = lux)	170.48 (1835.03)	75.77 (815.57)	42.62 (458.75)	27.28 (293.60)	18.94 (203.89)	13.92 (149.79)	10.66 (114.68)	8.42 (90.61)	6.82 (73.40)	5.64 (60.66)

50 Degree Lens

Throw Distance (d)	10' 3m	15' 4.6m	20' 6m	25' 7.6m	30' 9m	35' 10.7m	40' 12.2m	45' 13.7m	50' 15.2m	55' 16.78m
Beam Size Diameter	7.55' 2.30m	11.33' 3.45m	15.10' 4.60m	18.88' 5.75m	22.65' 6.90m	26.43' 8.05m	30.20' 9.20m	33.98' 10.35m	37.75' 11.50m	41.53' 12.65m
Illuminance = fc (Illuminance = lux)	98.39 (1059.07)	43.73 (470.70)	24.60 (264.76)	15.74 (169.45)	10.93 (117.67)	8.03 (86.45)	6.15 (66.19)	4.86 (52.30)	3.94 (42.36)	3.25 (35.01)

Photometric Performance - PHX 150W 5600K Luminaires (at full intensity)

5 Degree Lens

Throw Distance (d)	20' 6m	30' 9m	40' 12.2m	50' 15.2m	60' 18.28m	70' 21.33m	80' 24.38m	90' 27.43m	100' 30.48m	110' 33.52m
Beam Size Diameter	2.40' 0.73m	3.60' 1.09m	4.80' 1.46m	6.00' 1.82m	7.20' 2.19m	8.40' 2.56m	9.60' 2.92m	10.80' 3.29m	12.00' 3.65m	13.20' 4.02m
Illuminance = fc (Illuminance = lux)	1185.00 (1001.07)	532.90 (5736.08)	296.25 (3188.80)	189.60 (2040.83)	131.67 (1417.24)	96.73 (1041.24)	74.06 (797.20)	58.52 (629.88)	47.40 (510.20)	39.17 (421.66)

10 Degree Lens

Throw Distance (d)	20' 6m	30' 9m	40' 12.2m	50' 15.2m	60' 18.28m	70' 21.33m	80' 24.38m	90' 27.43m	100' 30.48m	110' 33.52m
Beam Size Diameter	3.00' 0.91m	4.50' 1.37m	6.00' 1.82m	7.50' 2.286m	9.00' 2.74m	10.50' 3.20m	12.00' 3.65m	13.50' 4.11m	15.00' 4.57m	16.50' 5.02m
Illuminance = fc (Illuminance = lux)	563.10 (6061.15)	252.40 (2716.80)	140.78 (1515.28)	90.10 (969.78)	62.57 (673.46)	45.97 (494.78)	35.19 (378.82)	27.81 (299.31)	22.52 (242.44)	18.61 (200.36)

19 Degree Lens

Throw Distance (d)	10' 3m	15' 4.6m	20' 6m	25' 7.6m	30' 9m	35' 10.7m	40' 12.2m	45' 13.7m	50' 15.2m	55' 16.78m
Beam Size Diameter	3.10' 0.94m	4.65' 1.41m	6.20' 1.88m	7.75' 2.36m	9.30' 2.83m	10.85' 3.30m	12.40' 3.77m	13.95' 4.25m	15.50' 4.72m	17.05' 5.19m
Illuminance = fc (Illuminance = lux)	616.29 (6633.71)	273.91 (2948.31)	154.07 (1658.42)	98.61 (1061.39)	68.48 (737.07)	50.31 (541.52)	38.52 (414.60)	30.43 (327.59)	24.65 (265.34)	20.37 (219.29)

26 Degree Lens

Throw Distance (d)	10' 3m	15' 4.6m	20' 6m	25' 7.6m	30' 9m	35' 10.7m	40' 12.2m	45' 13.7m	50' 15.2m	55' 16.78m
Beam Size Diameter	4.55' 1.38m	6.83' 2.08m	9.10' 2.77m	11.38' 3.46m	13.65' 4.16m	15.93' 4.85m	18.20' 5.54m	20.48' 6.24m	22.75' 6.93m	25.03' 7.62m
Illuminance = fc (Illuminance = lux)	329.95 (3551.52)	146.64 (1578.45)	82.49 (887.88)	52.79 (568.24)	36.66 (394.61)	26.93 (289.92)	20.62 (221.97)	16.29 (175.38)	13.20 (142.06)	10.91 (117.40)

36 Degree Lens

Throw Distance (d)	10' 3m	15' 4.6m	20' 6m	25' 7.6m	30' 9m	35' 10.7m	40' 12.2m	45' 13.7m	50' 15.2m	55' 16.78m
Beam Size Diameter	6.10' 1.85m	9.15' 2.78m	12.20' 3.71m	15.25' 4.64m	18.30' 5.57m	21.35' 6.50m	24.40' 7.43m	27.45' 8.36m	30.50' 9.29m	33.55' 10.22m
Illuminance = fc (Illuminance = lux)	196.67 (2116.88)	87.41 (940.83)	49.17 (529.22)	31.47 (338.70)	21.85 (235.20)	16.05 (172.80)	12.29 (132.30)	9.71 (104.53)	7.87 (84.67)	6.50 (69.97)

50 Degree Lens

Throw Distance (d)	10' 3m	15' 4.6m	20' 6m	25' 7.6m	30' 9m	35' 10.7m	40' 12.2m	45' 13.7m	50' 15.2m	55' 16.78m
Beam Size Diameter	7.55' 2.30m	11.33' 3.45m	15.10' 4.60m	18.88' 5.75m	22.65' 6.90m	26.43' 8.05m	30.20' 9.20m	33.98' 10.35m	37.75' 11.50m	41.53' 12.65m
Illuminance = fc (Illuminance = lux)	113.50 (1221.74)	50.45 (542.99)	28.38 (305.43)	18.16 (195.47)	12.61 (135.74)	9.27 (99.73)	7.09 (76.35)	5.61 (60.33)	4.54 (48.86)	3.75 (40.38)

Photometric Performance - PHX 150W Tunable White (at 4200K) Luminaires**5 Degree Lens**

Throw Distance (d)	20' 6m	30' 9m	40' 12.2m	50' 15.2m	60' 18.28m	70' 21.33m	80' 24.38m	90' 27.43m	100' 30.48m	110' 33.52m
Beam Size Diameter	2.40' 0.73m	3.60' 1.09m	4.80' 1.46m	6.00' 1.82m	7.20' 2.19m	8.40' 2.56m	9.60' 2.92m	10.80' 3.29m	12.00' 3.65m	13.20' 4.02m
Illuminance = fc (Illuminance = lux)	1099.00 (11829.53)	543.70 (5852.33)	274.75 (2957.38)	175.84 (1892.72)	122.11 (1314.39)	89.71 (965.67)	68.69 (739.34)	54.27 (584.17)	43.96 (473.18)	36.33 (391.05)

10 Degree Lens

Throw Distance (d)	20' 6m	30' 9m	40' 12.2m	50' 15.2m	60' 18.28m	70' 21.33m	80' 24.38m	90' 27.43m	100' 30.48m	110' 33.52m
Beam Size Diameter	3.00' 0.91m	4.50' 1.37m	6.00' 1.82m	7.50' 2.286m	9.00' 2.74m	10.50' 3.20m	12.00' 3.65m	13.50' 4.11m	15.00' 4.57m	16.50' 5.02m
Illuminance = fc (Illuminance = lux)	524.10 (5641.36)	234.00 (2518.75)	131.03 (1410.34)	83.86 (902.61)	58.23 (626.81)	42.78 (460.51)	32.76 (352.58)	25.88 (278.58)	20.96 (225.65)	17.33 (186.49)

19 Degree Lens

Throw Distance (d)	10' 3m	15' 4.6m	20' 6m	25' 7.6m	30' 9m	35' 10.7m	40' 12.2m	45' 13.7m	50' 15.2m	55' 16.78m
Beam Size Diameter	3.10' 0.94m	4.65' 1.41m	6.20' 1.88m	7.75' 2.36m	9.30' 2.83m	10.85' 3.30m	12.40' 3.77m	13.95' 4.25m	15.50' 4.72m	17.05' 5.19m
Illuminance = fc (Illuminance = lux)	588.40 (6333.49)	261.51 (2814.88)	147.10 (1583.37)	94.14 (1013.35)	65.38 (703.72)	48.03 (517.02)	36.78 (395.84)	29.06 (312.76)	23.54 (253.33)	19.45 (209.37)

26 Degree Lens

Throw Distance (d)	10' 3m	15' 4.6m	20' 6m	25' 7.6m	30' 9m	35' 10.7m	40' 12.2m	45' 13.7m	50' 15.2m	55' 16.78m
Beam Size Diameter	4.55' 1.38m	6.83' 2.08m	9.10' 2.77m	11.38' 3.46m	13.65' 4.16m	15.93' 4.85m	18.20' 5.54m	20.48' 6.24m	22.75' 6.93m	25.03' 7.62m
Illuminance = fc (Illuminance = lux)	313.68 (3376.46)	139.42 (1500.65)	78.42 (844.11)	50.19 (540.23)	34.85 (375.16)	25.61 (275.62)	19.61 (211.02)	15.49 (166.73)	12.55 (135.05)	10.37 (111.61)

36 Degree Lens

Throw Distance (d)	10' 3m	15' 4.6m	20' 6m	25' 7.6m	30' 9m	35' 10.7m	40' 12.2m	45' 13.7m	50' 15.2m	55' 16.78m
Beam Size Diameter	6.10' 1.85m	9.15' 2.78m	12.20' 3.71m	15.25' 4.64m	18.30' 5.57m	21.35' 6.50m	24.40' 7.43m	27.45' 8.36m	30.50' 9.29m	33.55' 10.22m
Illuminance = fc (Illuminance = lux)	185.87 (2000.71)	82.61 (889.20)	46.47 (500.17)	29.74 (320.11)	20.65 (222.30)	15.17 (163.32)	11.62 (125.04)	9.18 (98.80)	7.43 (80.02)	6.14 (66.13)

50 Degree Lens

Throw Distance (d)	10' 3m	15' 4.6m	20' 6m	25' 7.6m	30' 9m	35' 10.7m	40' 12.2m	45' 13.7m	50' 15.2m	55' 16.78m
Beam Size Diameter	7.55' 2.30m	11.33' 3.45m	15.10' 4.60m	18.88' 5.75m	22.65' 6.90m	26.43' 8.05m	30.20' 9.20m	33.98' 10.35m	37.75' 11.50m	41.53' 12.65m
Illuminance = fc (Illuminance = lux)	106.38 (1145.06)	47.28 (508.91)	26.59 (286.26)	17.02 (183.21)	11.82 (127.22)	8.68 (93.47)	6.65 (71.56)	5.25 (56.54)	4.26 (45.80)	3.52 (37.85)

Photometric Performance - PHX 150W Tunable White (at 3000K) Luminaires

5 Degree Lens

Throw Distance (d)	20' 6m	30' 9m	40' 12.2m	50' 15.2m	60' 18.28m	70' 21.33m	80' 24.38m	90' 27.43m	100' 30.48m	110' 33.52m
Beam Size Diameter	2.40' 0.73m	3.60' 1.09m	4.80' 1.46m	6.00' 1.82m	7.20' 2.19m	8.40' 2.56m	9.60' 2.92m	10.80' 3.29m	12.00' 3.65m	13.20' 4.02m
Illuminance = fc (Illuminance = lux)	466.66 (5023.13)	230.86 (2485.05)	116.66 (1255.78)	74.66 (803.70)	51.85 (558.12)	38.09 (410.05)	29.16 (313.94)	23.04 (248.05)	18.66 (200.92)	15.42 (166.05)

10 Degree Lens

Throw Distance (d)	20' 6m	30' 9m	40' 12.2m	50' 15.2m	60' 18.28m	70' 21.33m	80' 24.38m	90' 27.43m	100' 30.48m	110' 33.52m
Beam Size Diameter	3.00' 0.91m	4.50' 1.37m	6.00' 1.82m	7.50' 2.286m	9.00' 2.74m	10.50' 3.20m	12.00' 3.65m	13.50' 4.11m	15.00' 4.57m	16.50' 5.02m
Illuminance = fc (Illuminance = lux)	222.54 (2395.47)	99.36 (1069.53)	55.63 (598.86)	35.60 (383.27)	24.72 (266.16)	18.16 (195.54)	13.90 (149.71)	10.98 (118.29)	8.90 (95.81)	7.35 (79.18)

19 Degree Lens

Throw Distance (d)	10' 3m	15' 4.6m	20' 6m	25' 7.6m	30' 9m	35' 10.7m	40' 12.2m	45' 13.7m	50' 15.2m	55' 16.78m
Beam Size Diameter	3.10' 0.94m	4.65' 1.41m	6.20' 1.88m	7.75' 2.36m	9.30' 2.83m	10.85' 3.30m	12.40' 3.77m	13.95' 4.25m	15.50' 4.72m	17.05' 5.19m
Illuminance = fc (Illuminance = lux)	249.85 (2689.37)	111.04 (1195.27)	62.46 (672.34)	39.97 (430.29)	27.761 (298.81)	20.39 (219.54)	15.61 (168.08)	12.33 (132.80)	9.99 (107.57)	8.25 (88.90)

26 Degree Lens

Throw Distance (d)	10' 3m	15' 4.6m	20' 6m	25' 7.6m	30' 9m	35' 10.7m	40' 12.2m	45' 13.7m	50' 15.2m	55' 16.78m
Beam Size Diameter	4.55' 1.38m	6.83' 2.08m	9.10' 2.77m	11.38' 3.46m	13.65' 4.16m	15.93' 4.85m	18.20' 5.54m	20.48' 6.24m	22.75' 6.93m	25.03' 7.62m
Illuminance = fc (Illuminance = lux)	133.20 (1433.73)	59.20 (637.21)	33.30 (358.43)	21.31 (229.39)	14.80 (159.30)	10.87 (117.03)	8.32 (89.60)	6.58 (70.80)	5.33 (57.34)	4.40 (47.39)

36 Degree Lens

Throw Distance (d)	10' 3m	15' 4.6m	20' 6m	25' 7.6m	30' 9m	35' 10.7m	40' 12.2m	45' 13.7m	50' 15.2m	55' 16.78m
Beam Size Diameter	6.10' 1.85m	9.15' 2.78m	12.20' 3.71m	15.25' 4.64m	18.30' 5.57m	21.35' 6.50m	24.40' 7.43m	27.45' 8.36m	30.50' 9.29m	33.55' 10.22m
Illuminance = fc (Illuminance = lux)	78.29 (842.65)	34.79 (374.51)	19.57 (210.66)	12.53 (134.82)	8.70 (93.62)	6.39 (68.78)	4.89 (52.66)	3.87 (41.61)	3.13 (33.70)	2.59 (27.85)

50 Degree Lens

Throw Distance (d)	10' 3m	15' 4.6m	20' 6m	25' 7.6m	30' 9m	35' 10.7m	40' 12.2m	45' 13.7m	50' 15.2m	55' 16.78m
Beam Size Diameter	7.55' 2.30m	11.33' 3.45m	15.10' 4.60m	18.88' 5.75m	22.65' 6.90m	26.43' 8.05m	30.20' 9.20m	33.98' 10.35m	37.75' 11.50m	41.53' 12.65m
Illuminance = fc (Illuminance = lux)	44.80 (482.27)	19.91 (214.34)	11.20 (120.56)	7.17 (77.16)	4.98 (53.58)	3.66 (39.58)	2.80 (30.14)	2.21 (23.81)	1.79 (19.29)	1.48 (15.94)

Photometric Performance - PHX 150W Tunable White (at 5600K) Luminaires**5 Degree Lens**

Throw Distance (d)	20' 6m	30' 9m	40' 12.2m	50' 15.2m	60' 18.28m	70' 21.33m	80' 24.38m	90' 27.43m	100' 30.48m	110' 33.52m
Beam Size Diameter	2.40' 0.73m	3.60' 1.09m	4.80' 1.46m	6.00' 1.82m	7.20' 2.19m	8.40' 2.56m	9.60' 2.92m	10.80' 3.29m	12.00' 3.65m	13.20' 4.02m
Illuminance = fc (Illuminance = lux)	649.56 (6991.78)	321.35 (3458.99)	162.39 (1747.94)	103.93 (1118.68)	72.17 (776.86)	53.03 (570.75)	40.60 (436.98)	32.08 (345.27)	25.98 (279.67)	21.47 (231.13)

10 Degree Lens

Throw Distance (d)	20' 6m	30' 9m	40' 12.2m	50' 15.2m	60' 18.28m	70' 21.33m	80' 24.38m	90' 27.43m	100' 30.48m	110' 33.52m
Beam Size Diameter	3.00' 0.91m	4.50' 1.37m	6.00' 1.82m	7.50' 2.286m	9.00' 2.74m	10.50' 3.20m	12.00' 3.65m	13.50' 4.11m	15.00' 4.57m	16.50' 5.02m
Illuminance = fc (Illuminance = lux)	309.77 (3334.29)	138.30 (1488.69)	77.44 (833.57)	49.56 (533.48)	34.42 (370.47)	25.29 (272.18)	19.36 (208.39)	15.30 (164.65)	12.39 (133.37)	10.24 (110.22)

19 Degree Lens

Throw Distance (d)	10' 3m	15' 4.6m	20' 6m	25' 7.6m	30' 9m	35' 10.7m	40' 12.2m	45' 13.7m	50' 15.2m	55' 16.78m
Beam Size Diameter	3.10' 0.94m	4.65' 1.41m	6.20' 1.88m	7.75' 2.36m	9.30' 2.83m	10.85' 3.30m	12.40' 3.77m	13.95' 4.25m	15.50' 4.72m	17.05' 5.19m
Illuminance = fc (Illuminance = lux)	347.77 (3743.38)	154.57 (1663.72)	86.94 (935.84)	55.64 (598.94)	38.64 (415.93)	28.39 (305.58)	21.74 (233.96)	17.17 (184.85)	13.91 (149.73)	11.50 (123.74)

26 Degree Lens

Throw Distance (d)	10' 3m	15' 4.6m	20' 6m	25' 7.6m	30' 9m	35' 10.7m	40' 12.2m	45' 13.7m	50' 15.2m	55' 16.78m
Beam Size Diameter	4.55' 1.38m	6.83' 2.08m	9.10' 2.77m	11.38' 3.46m	13.65' 4.16m	15.93' 4.85m	18.20' 5.54m	20.48' 6.24m	22.75' 6.93m	25.03' 7.62m
Illuminance = fc (Illuminance = lux)	185.40 (1995.64)	82.40 (886.95)	46.35 (498.91)	29.66 (319.30)	20.60 (221.73)	15.13 (162.90)	11.59 (124.72)	9.16 (98.55)	7.42 (79.82)	6.13 (65.97)

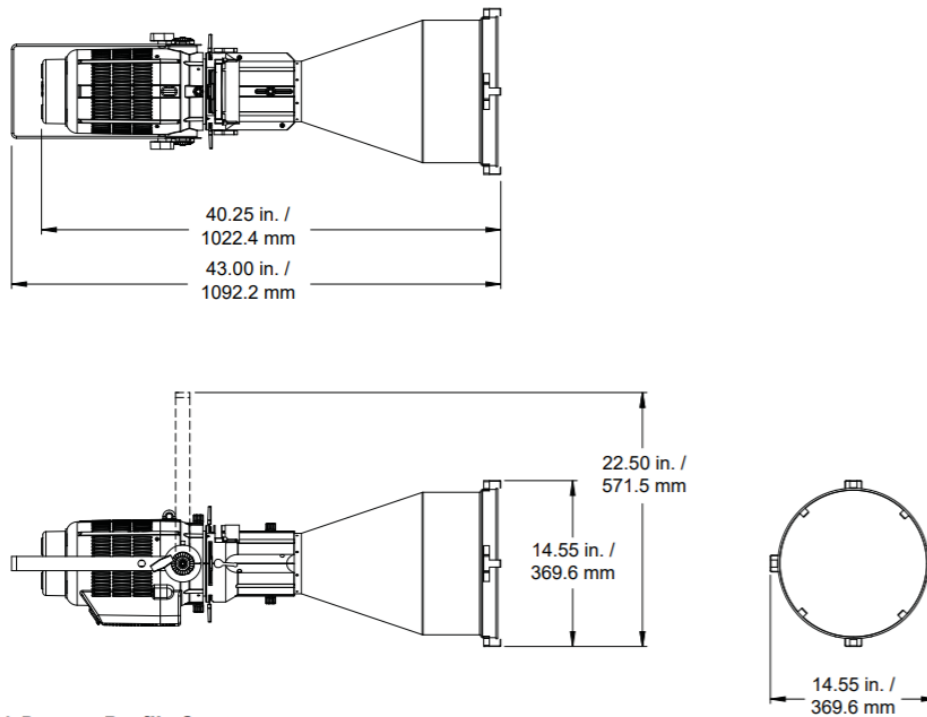
36 Degree Lens

Throw Distance (d)	10' 3m	15' 4.6m	20' 6m	25' 7.6m	30' 9m	35' 10.7m	40' 12.2m	45' 13.7m	50' 15.2m	55' 16.78m
Beam Size Diameter	6.10' 1.85m	9.15' 2.78m	12.20' 3.71m	15.25' 4.64m	18.30' 5.57m	21.35' 6.50m	24.40' 7.43m	27.45' 8.36m	30.50' 9.29m	33.55' 10.22m
Illuminance = fc (Illuminance = lux)	109.99 (1183.95)	48.89 (526.20)	27.50 (295.98)	17.60 (189.43)	12.22 (131.55)	8.98 (96.64)	6.87 (73.99)	5.43 (58.46)	4.40 (47.35)	3.64 (39.13)

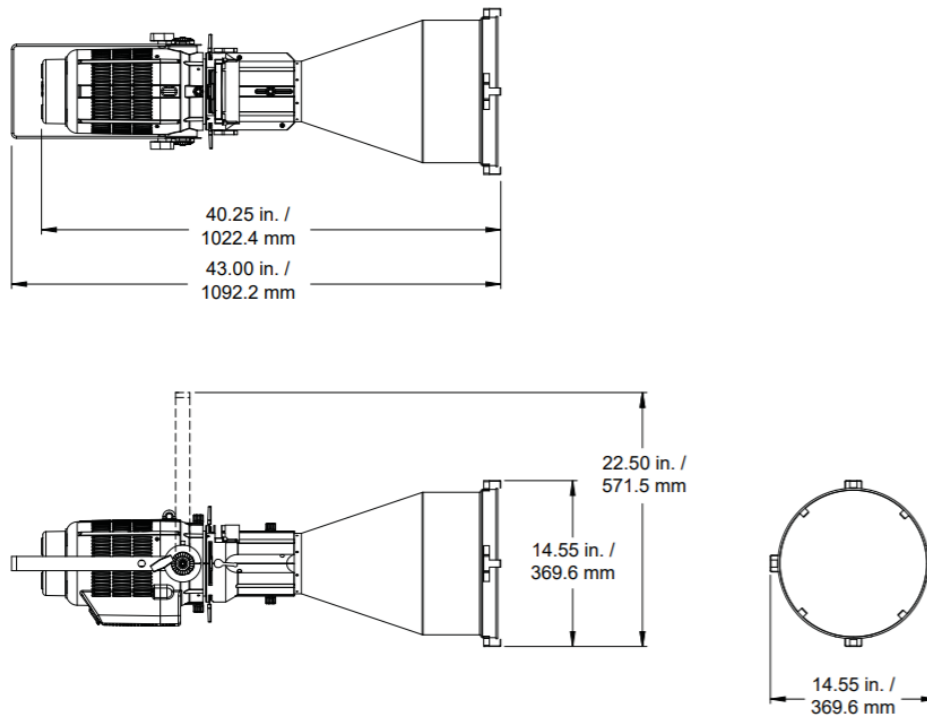
50 Degree Lens

Throw Distance (d)	10' 3m	15' 4.6m	20' 6m	25' 7.6m	30' 9m	35' 10.7m	40' 12.2m	45' 13.7m	50' 15.2m	55' 16.78m
Beam Size Diameter	7.55' 2.30m	11.33' 3.45m	15.10' 4.60m	18.88' 5.75m	22.65' 6.90m	26.43' 8.05m	30.20' 9.20m	33.98' 10.35m	37.75' 11.50m	41.53' 12.65m
Illuminance = fc (Illuminance = lux)	62.95 (677.60)	27.98 (301.15)	15.74 (169.40)	10.07 (108.41)	6.99 (75.28)	5.14 (55.31)	3.93 (42.35)	3.11 (33.46)	2.52 (27.10)	2.08 (22.40)

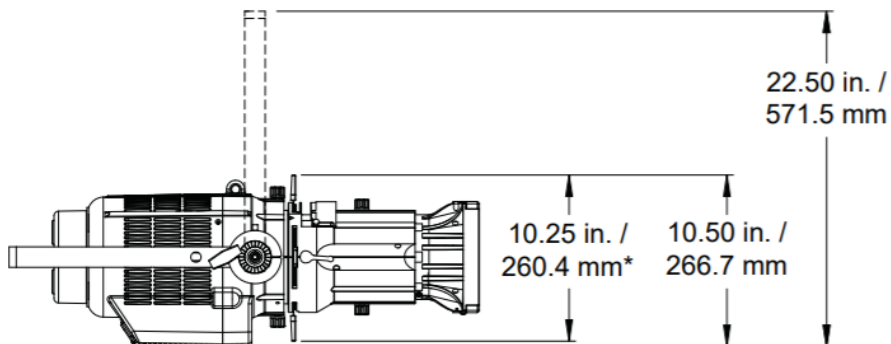
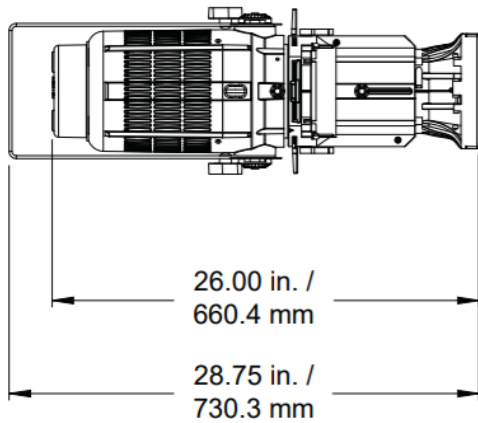
Phoenix1 5 Degree Profile Spot



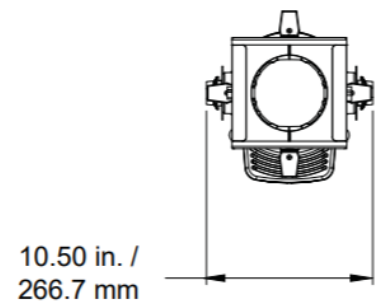
Phoenix1 10 Degree Profile Spot



Phoenix1 19 / 26 / 36 / 50 Degree Profile Spots



**Dimensions shown are with shutter blades fully retracted (pushed in).*



Specifications

Materials:	Corrosion-resistant materials and hardware
Control:	DMX/RDM
Light Engine:	Available in RGBA, RGBW, 3000K, 5600K, and 3000K/5600K (Tunable White)
Beam Lumens:	See photometrics
Rated LED Life:	Array rating >50,000 hours to L70
Input Voltage:	100-240 VAC 50/60 Hz
Watts:	150
Current Draw:	1.25A at 120VAC / 0.65A at 230VAC
LED Engine Cooling:	Convection, solid state heat sink
Environment:	0 - 40°C (32 - 104°F) with humidity of 5-95% non-condensing)
Weight:	25.5 lbs. (12.81 kgs.)
Body Color:	Black or White
Compliance:	cETLus listed for indoor use and CE marked
Warranty:	Five (5) years and One (1) day
Support:	Supported Forever - free phone and online tech support for the life of your product.

Note: There are many aftermarket accessories for Altman Lighting products available through third-party suppliers. When considering these aftermarket accessories, we suggest that you consult with your Altman Regional Sales Manager beforehand regarding capability and effects on product performance.



Ordering Information

PHX1-(LED ARRAY)-(LENS TYPE)-(FINISH COLOR)

Model	PHX1 (PHX 150W LED Profile Spot)
LED Array:	RGBA (RGBA), RGBW (RGBW), 3K (3000K), 5K (5600K) or 3K5K (3000K/5600K Tunable White)
Lens Type:	5 (5°), 10 (10°), 19 (19°), 26 (26°), 36 (36°), or 50 (50°)
Body Color:	Black (B) or White (W)
<i>Note: Each unit ordered includes a 6-1/4" x 6-1/4" Color Frame (4.5-CFB), C-Clamp (510), 36" Black Safety Cable (SC-36-BK), PHX Soft Focus Lens with A-Size Pattern Holder (PHX-SFLGSA), and 5-Foot AC Cable PowerCON to Edison (PCL-PBG-12-*).</i>	

Accessories

4.5-CFB	Color Frame, 6-1/4" x 6-1/4"
10-CFB	Black Color Frame, 12" x 12" (Included with PHX-10)
12-CFB	Black Color Frame, 14" x 14" (Included with PHX-5)
510	Malleable Iron Pipe Clamp
510-HD	Heavy Duty Malleable Iron Pipe Clamp
SC-36-BK	36" Black Safety Cable with Spring Clamp
4.5-DN	6-1/4" x 6-1/4" Donut, Black with 2-1/2" Hole
10-DN	12" x 12" Donut, Black for 10° lens
12-SN	14" x 14" Donut, Black for 5° lens
PDII	Phoenix Drop In Iris
PHX-SFLGSA	PHX Soft Focus lens with B Size Pattern Holder
PHX-PHGSA	A Size Steel Pattern Holder (100mm OD / 75mm IA)
PHX-PHGSA	B Size Steel Pattern Holder (86mm OD / 64.5mm IA)
PHX-PHGSA-GLS	B Size Glass Pattern Holder (82mm OD / 64.5mm IA)
PHX-PHGSA86-GLS	B Size Glass Pattern Holder (86mm OD / 64.5mm IA)
PHX-PHISB	B Size Steel Pattern Holder (86mm OD / 64.5mm IA) for Iris Slot
PHX-PHISA-GLS	A Size Glass Pattern Holder (100mm OD / 75mm IA) for Iris Slot
PHX-PHISB-GLS	B Size Glass Pattern Holder (82mm OD / 64.5mm IA) for Iris Slot
PHX-PHIS86-GLS	B Size Glass Pattern Holder (86mm OD / 64.5mm IA) for Iris Slot
PCL-PBG-12-*	5' 20A PowerCON with Parallel Blade U Ground (Edison)
PCL-2P&G-12-5-*	5' 20A PowerCON with 2P&G Stage Pin Connector, Male
PCL-TLG-12-5-*	5' 20A PowerCON with L5-20P Twist Locking Ground Connector, Male
PCL-BARE-12-5-*	5' 20A PowerCON with Bare End Lead

*Note: * = W for White Cable, Black is standard and no suffix is required*



Altman Lighting
1400 East 66th Avenue
Denver, CO 80229 USA

+1 303 500-7072
sales@altmanlighting.com
support@altmanlighting.com

1 June 2020 © 2020 Altman Stage Lighting, Inc.
All specifications, descriptions, information, design, etc. contained in this document are subject to change without prior notice. All rights reserved.