

## PHOENIX2 LED PROFILE

The 5°, 10°, 19°, 26°, 36° and 50° fixed focus PHX 3 LED profiles are state of the art luminaires in function, style, and efficiency. These profiles have been designed and engineered with a number of innovative details and features enhancing versatility and efficiency without sacrificing performance.

A diverse line of LED choices are available in 250 Watt RGBA, RGBW, 3000K, 5600K, and tunable white 3000K/5600K.

Fully locking shutters and a 360° rotating barrel help keep your keep the artistic part of your fixtures focus intact and easy to attain, with virtually no light leak. The aesthetic appearance and ergonomically designed function controls only add to the appeal.

These new and innovative options are what makes the PHX LED profiles ideal for theaters, special events, television studios, or wherever superior, energy efficient lighting performance is required.



*Phoenix2 Fixed Lens Profile*

### **Product Features:**

- 360-degree rotating barrel
- Heat resistant Plano-Convex lensing
- Die-cast aluminum and sheet metal fabrication
- Color frame, C-Clamp, soft focus pattern holder, safety cable and 5 foot PowerCON included
- PowerCON in and out for daisy-chaining units - Up to 5 fixtures (20A Max) may be linked
- Available standard in Black or White
- Positive locking double-clutch fixture body
- Wide accessory slot with sliding cover for motorized pattern devices or optional iris
- Yoke made from rigid flat steel with dual locking handles, two mounting positions and indexed tilt angle markings
- DMX512 in/thru via 5-pin XLR connector
- Multiple on-board control options: color fades and strobes
- Console free stand alone Player Mode
- 8-bit or 16-bit virtual dimming engine provides smooth, high quality fades and minimizes color shift during dimming
- User friendly control interface
- Carries standard 5 year plus 1 day Altman Warranty
- 26.55 lbs. (12.02 kg.)
- cETLus listed and CE marked (IP20 Rated for indoor use)
- Assembled in the USA
- Five (5) year and one (1) day warranty
- No cost technical support for the life of your product

**Photometric Performance - PHX 250W RGBA Luminaires (at full intensity)****5 Degree Lens**

Throw Distance (d)	20' 6m	30' 9m	40' 12.2m	50' 15.2m	60' 18.28m	70' 21.33m	80' 24.38m	90' 27.43m	100' 30.48m	110' 33.52m
Beam Size Diameter	2.40' 0.73m	3.60' 1.09m	4.80' 1.46m	6.00' 1.82m	7.20' 2.19m	8.40' 2.56m	9.60' 2.92m	10.80' 3.29m	12.00' 3.65m	13.20' 4.02m
Illuminance = fc (Illuminance = lux)	754.75 (8124.05)	335.44 (3610.69)	188.69 (2031.01)	120.76 (1299.84)	83.86 (902.67)	61.61 (663.18)	47.17 (507.75)	37.27 (401.18)	30.19 (324.96)	24.95 (268.56)

**10 Degree Lens**

Throw Distance (d)	20' 6m	30' 9m	40' 12.2m	50' 15.2m	60' 18.28m	70' 21.33m	80' 24.38m	90' 27.43m	100' 30.48m	110' 33.52m
Beam Size Diameter	3.00' 0.91m	4.50' 1.37m	6.00' 1.82m	7.50' 2.286m	9.00' 2.74m	10.50' 3.20m	12.00' 3.65m	13.50' 4.11m	15.00' 4.57m	16.50' 5.02m
Illuminance = fc (Illuminance = lux)	455.00 (4897.57)	202.22 (2176.70)	113.75 (1224.39)	72.80 (783.61)	50.56 (544.17)	37.14 (399.80)	28.44 (306.09)	22.47 (241.85)	18.20 (195.90)	15.04 (161.90)

**19 Degree Lens**

Throw Distance (d)	10' 3m	15' 4.6m	20' 6m	25' 7.6m	30' 9m	35' 10.7m	40' 12.2m	45' 13.7m	50' 15.2m	55' 16.78m
Beam Size Diameter	3.10' 0.94m	4.65' 1.41m	6.20' 1.88m	7.75' 2.36m	9.30' 2.83m	10.85' 3.30m	12.40' 3.77m	13.95' 4.25m	15.50' 4.72m	17.05' 5.19m
Illuminance = fc (Illuminance = lux)	491.00 (5285.07)	218.22 (2348.92)	122.75 (1321.26)	78.56 (845.61)	54.56 (587.23)	40.08 (431.43)	30.69 (330.31)	24.25 (260.99)	19.64 (211.40)	16.23 (174.71)

**26 Degree Lens**

Throw Distance (d)	10' 3m	15' 4.6m	20' 6m	25' 7.6m	30' 9m	35' 10.7m	40' 12.2m	45' 13.7m	50' 15.2m	55' 16.78m
Beam Size Diameter	4.55' 1.38m	6.83' 2.08m	9.10' 2.77m	11.38' 3.46m	13.65' 4.16m	15.93' 4.85m	18.20' 5.54m	20.48' 6.24m	22.75' 6.93m	25.03' 7.62m
Illuminance = fc (Illuminance = lux)	250.00 (2690.97)	111.11 (1195.98)	62.50 (672.74)	40.00 (430.55)	27.78 (298.99)	20.41 (219.67)	15.63 (168.18)	12.35 (132.88)	10.00 (107.63)	8.26 (88.95)

**36 Degree Lens**

Throw Distance (d)	10' 3m	15' 4.6m	20' 6m	25' 7.6m	30' 9m	35' 10.7m	40' 12.2m	45' 13.7m	50' 15.2m	55' 16.78m
Beam Size Diameter	6.10' 1.85m	9.15' 2.78m	12.20' 3.71m	15.25' 4.64m	18.30' 5.57m	21.35' 6.50m	24.40' 7.43m	27.45' 8.36m	30.50' 9.29m	33.55' 10.22m
Illuminance = fc (Illuminance = lux)	156.00 (1679.16)	69.33 (746.29)	39.00 (419.79)	24.96 (268.66)	17.33 (186.57)	12.73 (137.07)	9.75 (104.94)	7.70 (82.92)	6.24 (67.16)	5.16 (55.50)

**50 Degree Lens**

Throw Distance (d)	10' 3m	15' 4.6m	20' 6m	25' 7.6m	30' 9m	35' 10.7m	40' 12.2m	45' 13.7m	50' 15.2m	55' 16.78m
Beam Size Diameter	7.55' 2.30m	11.33' 3.45m	15.10' 4.60m	18.88' 5.75m	22.65' 6.90m	26.43' 8.05m	30.20' 9.20m	33.98' 10.35m	37.75' 11.50m	41.53' 12.65m
Illuminance = fc (Illuminance = lux)	88.00 (947.22)	39.11 (420.98)	22.00 (236.80)	14.08 (151.55)	9.78 (105.24)	7.18 (77.32)	5.50 (59.20)	4.35 (46.77)	3.52 (37.88)	2.91 (31.31)

**Photometric Performance - PHX 250W RGBW Luminaires (at full intensity)****5 Degree Lens**

Throw Distance (d)	20' 6m	30' 9m	40' 12.2m	50' 15.2m	60' 18.28m	70' 21.33m	80' 24.38m	90' 27.43m	100' 30.48m	110' 33.52m
Beam Size Diameter	2.40' 0.73m	3.60' 1.09m	4.80' 1.46m	6.00' 1.82m	7.20' 2.19m	8.40' 2.56m	9.60' 2.92m	10.80' 3.29m	12.00' 3.65m	13.20' 4.02m
Illuminance = fc (Illuminance = lux)	1111.25 (11961.38)	493.89 (5316.17)	277.81 (2990.34)	177.80 (1913.82)	123.47 (1329.04)	90.71 (976.43)	69.45 (747.58)	54.88 (590.68)	44.45 (478.45)	36.74 (395.41)

**10 Degree Lens**

Throw Distance (d)	20' 6m	30' 9m	40' 12.2m	50' 15.2m	60' 18.28m	70' 21.33m	80' 24.38m	90' 27.43m	100' 30.48m	110' 33.52m
Beam Size Diameter	3.00' 0.91m	4.50' 1.37m	6.00' 1.82m	7.50' 2.286m	9.00' 2.74m	10.50' 3.20m	12.00' 3.65m	13.50' 4.11m	15.00' 4.57m	16.50' 5.02m
Illuminance = fc (Illuminance = lux)	629.75 (6778.56)	279.89 (3012.69)	157.44 (1694.64)	100.76 (1084.57)	69.97 (753.17)	51.41 (553.35)	39.36 (423.66)	31.10 (334.74)	25.19 (271.14)	20.82 (395.41)

**19 Degree Lens**

Throw Distance (d)	10' 3m	15' 4.6m	20' 6m	25' 7.6m	30' 9m	35' 10.7m	40' 12.2m	45' 13.7m	50' 15.2m	55' 16.78m
Beam Size Diameter	3.10' 0.94m	4.65' 1.41m	6.20' 1.88m	7.75' 2.36m	9.30' 2.83m	10.85' 3.30m	12.40' 3.77m	13.95' 4.25m	15.50' 4.72m	17.05' 5.19m
Illuminance = fc (Illuminance = lux)	679.00 (7308.68)	301.78 (3248.30)	169.75 (1827.17)	108.64 (1169.39)	75.44 (812.07)	55.43 (596.62)	42.44 (456.79)	33.53 (360.92)	27.16 (292.34)	22.45 (241.60)

**26 Degree Lens**

Throw Distance (d)	10' 3m	15' 4.6m	20' 6m	25' 7.6m	30' 9m	35' 10.7m	40' 12.2m	45' 13.7m	50' 15.2m	55' 16.78m
Beam Size Diameter	4.55' 1.38m	6.83' 2.08m	9.10' 2.77m	11.38' 3.46m	13.65' 4.16m	15.93' 4.85m	18.20' 5.54m	20.48' 6.24m	22.75' 6.93m	25.03' 7.62m
Illuminance = fc (Illuminance = lux)	354.00 (3810.42)	157.33 (1693.52)	88.50 (952.60)	56.64 (609.66)	39.33 (423.38)	28.90 (311.05)	22.13 (238.15)	17.48 (188.16)	14.16 (152.41)	11.70 (125.96)

**36 Degree Lens**

Throw Distance (d)	10' 3m	15' 4.6m	20' 6m	25' 7.6m	30' 9m	35' 10.7m	40' 12.2m	45' 13.7m	50' 15.2m	55' 16.78m
Beam Size Diameter	6.10' 1.85m	9.15' 2.78m	12.20' 3.71m	15.25' 4.64m	18.30' 5.57m	21.35' 6.50m	24.40' 7.43m	27.45' 8.36m	30.50' 9.29m	33.55' 10.22m
Illuminance = fc (Illuminance = lux)	215.00 (2314.23)	95.56 (1028.55)	53.75 (578.55)	34.40 (370.27)	23.89 (257.13)	17.55 (188.91)	13.44 (144.28)	10.62 (114.28)	8.60 (92.56)	7.11 (76.50)

**50 Degree Lens**

Throw Distance (d)	10' 3m	15' 4.6m	20' 6m	25' 7.6m	30' 9m	35' 10.7m	40' 12.2m	45' 13.7m	50' 15.2m	55' 16.78m
Beam Size Diameter	7.55' 2.30m	11.33' 3.45m	15.10' 4.60m	18.88' 5.75m	22.65' 6.90m	26.43' 8.05m	30.20' 9.20m	33.98' 10.35m	37.75' 11.50m	41.53' 12.65m
Illuminance = fc (Illuminance = lux)	120.00 (1291.66)	53.33 (574.07)	30.00 (322.91)	19.20 (206.66)	13.33 (143.51)	9.80 (105.44)	7.50 (80.72)	5.93 (63.78)	4.80 (51.66)	3.97 (42.69)

**Photometric Performance - PHX 250W 3000K Luminaires (at full intensity)****5 Degree Lens**

Throw Distance (d)	20' 6m	30' 9m	40' 12.2m	50' 15.2m	60' 18.28m	70' 21.33m	80' 24.38m	90' 27.43m	100' 30.48m	110' 33.52m
Beam Size Diameter	2.40' 0.73m	3.60' 1.09m	4.80' 1.46m	6.00' 1.82m	7.20' 2.19m	8.40' 2.56m	9.60' 2.92m	10.80' 3.29m	12.00' 3.65m	13.20' 4.02m
Illuminance = fc (Illuminance = lux)	1657.25 (17838.47)	736.56 (7928.21)	414.31 (4459.61)	265.16 (2854.15)	184.14 (1982.05)	135.29 (1456.20)	103.58 (1114.90)	81.84 (880.91)	66.29 (713.53)	54.79 (589.70)

**10 Degree Lens**

Throw Distance (d)	20' 6m	30' 9m	40' 12.2m	50' 15.2m	60' 18.28m	70' 21.33m	80' 24.38m	90' 27.43m	100' 30.48m	110' 33.52m
Beam Size Diameter	3.00' 0.91m	4.50' 1.37m	6.00' 1.82m	7.50' 2.286m	9.00' 2.74m	10.50' 3.20m	12.00' 3.65m	13.50' 4.11m	15.00' 4.57m	16.50' 5.02m
Illuminance = fc (Illuminance = lux)	826.75 (8899.05)	367.44 (3955.13)	206.69 (2224.76)	132.28 (1423.84)	91.86 (988.78)	67.49 (726.45)	51.67 (556.19)	40.83 (439.45)	33.07 (355.96)	27.33 (294.18)

**19 Degree Lens**

Throw Distance (d)	10' 3m	15' 4.6m	20' 6m	25' 7.6m	30' 9m	35' 10.7m	40' 12.2m	45' 13.7m	50' 15.2m	55' 16.78m
Beam Size Diameter	3.10' 0.94m	4.65' 1.41m	6.20' 1.88m	7.75' 2.36m	9.30' 2.83m	10.85' 3.30m	12.40' 3.77m	13.95' 4.25m	15.50' 4.72m	17.05' 5.19m
Illuminance = fc (Illuminance = lux)	1010.00 (10871.54)	448.89 (4831.79)	252.50 (2717.88)	161.60 (1739.44)	112.22 (1207.94)	82.45 (887.47)	63.13 (679.47)	49.88 (536.86)	40.40 (434.86)	33.39 (359.38)

**26 Degree Lens**

Throw Distance (d)	10' 3m	15' 4.6m	20' 6m	25' 7.6m	30' 9m	35' 10.7m	40' 12.2m	45' 13.7m	50' 15.2m	55' 16.78m
Beam Size Diameter	4.55' 1.38m	6.83' 2.08m	9.10' 2.77m	11.38' 3.46m	13.65' 4.16m	15.93' 4.85m	18.20' 5.54m	20.48' 6.24m	22.75' 6.93m	25.03' 7.62m
Illuminance = fc (Illuminance = lux)	515.00 (5543.40)	228.89 (2463.73)	128.75 (1385.85)	82.40 (886.94)	57.22 (615.93)	42.04 (452.52)	32.19 (346.46)	25.43 (273.74)	20.60 (221.73)	17.02 (183.25)

**36 Degree Lens**

Throw Distance (d)	10' 3m	15' 4.6m	20' 6m	25' 7.6m	30' 9m	35' 10.7m	40' 12.2m	45' 13.7m	50' 15.2m	55' 16.78m
Beam Size Diameter	6.10' 1.85m	9.15' 2.78m	12.20' 3.71m	15.25' 4.64m	18.30' 5.57m	21.35' 6.50m	24.40' 7.43m	27.45' 8.36m	30.50' 9.29m	33.55' 10.22m
Illuminance = fc (Illuminance = lux)	320.00 (3444.44)	142.22 (1530.86)	80.00 (861.11)	51.20 (551.11)	35.56 (381.17)	26.12 (281.17)	20.00 (215.27)	15.80 (170.09)	12.80 (137.77)	10.58 (113.86)

**50 Degree Lens**

Throw Distance (d)	10' 3m	15' 4.6m	20' 6m	25' 7.6m	30' 9m	35' 10.7m	40' 12.2m	45' 13.7m	50' 15.2m	55' 16.78m
Beam Size Diameter	7.55' 2.30m	11.33' 3.45m	15.10' 4.60m	18.88' 5.75m	22.65' 6.90m	26.43' 8.05m	30.20' 9.20m	33.98' 10.35m	37.75' 11.50m	41.53' 12.65m
Illuminance = fc (Illuminance = lux)	186.00 (2002.08)	82.67 (889.81)	46.50 (500.52)	29.76 (320.33)	20.67 (222.45)	15.18 (163.43)	11.63 (125.13)	9.19 (98.86)	7.44 (80.08)	6.15 (66.18)

**Photometric Performance - PHX 250W 5600K Luminaires (at full intensity)****5 Degree Lens**

Throw Distance (d)	20' 6m	30' 9m	40' 12.2m	50' 15.2m	60' 18.28m	70' 21.33m	80' 24.38m	90' 27.43m	100' 30.48m	110' 33.52m
Beam Size Diameter	2.40' 0.73m	3.60' 1.09m	4.80' 1.46m	6.00' 1.82m	7.20' 2.19m	8.40' 2.56m	9.60' 2.92m	10.80' 3.29m	12.00' 3.65m	13.20' 4.02m
Illuminance = fc (Illuminance = lux)	1768.25 (19033.27)	785.89 (8459.22)	442.06 (4758.31)	282.92 (2114.80)	196.47 (1553.73)	144.35 (1553.73)	110.52 (1189.57)	87.32 (939.91)	70.73 (761.33)	58.45 (629.19)

**10 Degree Lens**

Throw Distance (d)	20' 6m	30' 9m	40' 12.2m	50' 15.2m	60' 18.28m	70' 21.33m	80' 24.38m	90' 27.43m	100' 30.48m	110' 33.52m
Beam Size Diameter	3.00' 0.91m	4.50' 1.37m	6.00' 1.82m	7.50' 2.286m	9.00' 2.74m	10.50' 3.20m	12.00' 3.65m	13.50' 4.11m	15.00' 4.57m	16.50' 5.02m
Illuminance = fc (Illuminance = lux)	1164.25 (12531.87)	517.44 (5569.72)	291.06 (3132.96)	186.28 (2005.09)	129.36 (1392.43)	95.04 (1023.01)	72.77 (783.24)	57.49 (618.85)	46.57 (501.27)	38.49 (414.27)

**19 Degree Lens**

Throw Distance (d)	10' 3m	15' 4.6m	20' 6m	25' 7.6m	30' 9m	35' 10.7m	40' 12.2m	45' 13.7m	50' 15.2m	55' 16.78m
Beam Size Diameter	3.10' 0.94m	4.65' 1.41m	6.20' 1.88m	7.75' 2.36m	9.30' 2.83m	10.85' 3.30m	12.40' 3.77m	13.95' 4.25m	15.50' 4.72m	17.05' 5.19m
Illuminance = fc (Illuminance = lux)	1268.00 (13648.63)	563.56 (6066.05)	317.00 (3412.15)	202.88 (2183.78)	140.89 (1516.51)	103.51 (1114.17)	79.25 (853.03)	62.62 (674.00)	50.72 (545.94)	41.92 (451.19)

**26 Degree Lens**

Throw Distance (d)	10' 3m	15' 4.6m	20' 6m	25' 7.6m	30' 9m	35' 10.7m	40' 12.2m	45' 13.7m	50' 15.2m	55' 16.78m
Beam Size Diameter	4.55' 1.38m	6.83' 2.08m	9.10' 2.77m	11.38' 3.46m	13.65' 4.16m	15.93' 4.85m	18.20' 5.54m	20.48' 6.24m	22.75' 6.93m	25.03' 7.62m
Illuminance = fc (Illuminance = lux)	650.00 (6996.53)	288.89 (3109.57)	162.50 (1749.13)	104.00 (1119.44)	72.22 (777.39)	53.06 (571.14)	40.63 (437.28)	32.10 (345.50)	26.00 (279.86)	21.49 (231.29)

**36 Degree Lens**

Throw Distance (d)	10' 3m	15' 4.6m	20' 6m	25' 7.6m	30' 9m	35' 10.7m	40' 12.2m	45' 13.7m	50' 15.2m	55' 16.78m
Beam Size Diameter	6.10' 1.85m	9.15' 2.78m	12.20' 3.71m	15.25' 4.64m	18.30' 5.57m	21.35' 6.50m	24.40' 7.43m	27.45' 8.36m	30.50' 9.29m	33.55' 10.22m
Illuminance = fc (Illuminance = lux)	404.00 (4348.61)	179.56 (1932.71)	101.00 (1087.15)	64.64 (695.77)	44.89 (483.17)	32.98 (354.98)	25.25 (271.78)	19.95 (217.78)	16.16 (173.94)	13.36 (143.75)

**50 Degree Lens**

Throw Distance (d)	10' 3m	15' 4.6m	20' 6m	25' 7.6m	30' 9m	35' 10.7m	40' 12.2m	45' 13.7m	50' 15.2m	55' 16.78m
Beam Size Diameter	7.55' 2.30m	11.33' 3.45m	15.10' 4.60m	18.88' 5.75m	22.65' 6.90m	26.43' 8.05m	30.20' 9.20m	33.98' 10.35m	37.75' 11.50m	41.53' 12.65m
Illuminance = fc (Illuminance = lux)	228.00 (2454.16)	101.33 (1090.74)	57.00 (613.54)	36.48 (392.66)	25.33 (272.68)	18.61 (200.34)	14.25 (153.38)	11.26 (121.19)	9.12 (98.16)	7.54 (81.12)



**Photometric Performance - PHX 250W 5600K Luminaires (at full intensity)****5 Degree Lens**

Throw Distance (d)	20' 6m	30' 9m	40' 12.2m	50' 15.2m	60' 18.28m	70' 21.33m	80' 24.38m	90' 27.43m	100' 30.48m	110' 33.52m
Beam Size Diameter	2.40' 0.73m	3.60' 1.09m	4.80' 1.46m	6.00' 1.82m	7.20' 2.19m	8.40' 2.56m	9.60' 2.92m	10.80' 3.29m	12.00' 3.65m	13.20' 4.02m
Illuminance = fc (Illuminance = lux)	1768.25 (19033.27)	785.89 (8459.22)	442.06 (4758.31)	282.92 (2114.80)	196.47 (1553.73)	144.35 (1553.73)	110.52 (1189.57)	87.32 (939.91)	70.73 (761.33)	58.45 (629.19)

**10 Degree Lens**

Throw Distance (d)	20' 6m	30' 9m	40' 12.2m	50' 15.2m	60' 18.28m	70' 21.33m	80' 24.38m	90' 27.43m	100' 30.48m	110' 33.52m
Beam Size Diameter	3.00' 0.91m	4.50' 1.37m	6.00' 1.82m	7.50' 2.286m	9.00' 2.74m	10.50' 3.20m	12.00' 3.65m	13.50' 4.11m	15.00' 4.57m	16.50' 5.02m
Illuminance = fc (Illuminance = lux)	1164.25 (12531.87)	517.44 (5569.72)	291.06 (3132.96)	186.28 (2005.09)	129.36 (1392.43)	95.04 (1023.01)	72.77 (783.24)	57.49 (618.85)	46.57 (501.27)	38.49 (414.27)

**19 Degree Lens**

Throw Distance (d)	10' 3m	15' 4.6m	20' 6m	25' 7.6m	30' 9m	35' 10.7m	40' 12.2m	45' 13.7m	50' 15.2m	55' 16.78m
Beam Size Diameter	3.10' 0.94m	4.65' 1.41m	6.20' 1.88m	7.75' 2.36m	9.30' 2.83m	10.85' 3.30m	12.40' 3.77m	13.95' 4.25m	15.50' 4.72m	17.05' 5.19m
Illuminance = fc (Illuminance = lux)	1268.00 (13648.63)	563.56 (6066.05)	317.00 (3412.15)	202.88 (2183.78)	140.89 (1516.51)	103.51 (1114.17)	79.25 (853.03)	62.62 (674.00)	50.72 (545.94)	41.92 (451.19)

**26 Degree Lens**

Throw Distance (d)	10' 3m	15' 4.6m	20' 6m	25' 7.6m	30' 9m	35' 10.7m	40' 12.2m	45' 13.7m	50' 15.2m	55' 16.78m
Beam Size Diameter	4.55' 1.38m	6.83' 2.08m	9.10' 2.77m	11.38' 3.46m	13.65' 4.16m	15.93' 4.85m	18.20' 5.54m	20.48' 6.24m	22.75' 6.93m	25.03' 7.62m
Illuminance = fc (Illuminance = lux)	650.00 (6996.53)	288.89 (3109.57)	162.50 (1749.13)	104.00 (1119.44)	72.22 (777.39)	53.06 (571.14)	40.63 (437.28)	32.10 (345.50)	26.00 (279.86)	21.49 (231.29)

**36 Degree Lens**

Throw Distance (d)	10' 3m	15' 4.6m	20' 6m	25' 7.6m	30' 9m	35' 10.7m	40' 12.2m	45' 13.7m	50' 15.2m	55' 16.78m
Beam Size Diameter	6.10' 1.85m	9.15' 2.78m	12.20' 3.71m	15.25' 4.64m	18.30' 5.57m	21.35' 6.50m	24.40' 7.43m	27.45' 8.36m	30.50' 9.29m	33.55' 10.22m
Illuminance = fc (Illuminance = lux)	404.00 (4348.61)	179.56 (1932.71)	101.00 (1087.15)	64.64 (695.77)	44.89 (483.17)	32.98 (354.98)	25.25 (271.78)	19.95 (217.78)	16.16 (173.94)	13.36 (143.75)

**50 Degree Lens**

Throw Distance (d)	10' 3m	15' 4.6m	20' 6m	25' 7.6m	30' 9m	35' 10.7m	40' 12.2m	45' 13.7m	50' 15.2m	55' 16.78m
Beam Size Diameter	7.55' 2.30m	11.33' 3.45m	15.10' 4.60m	18.88' 5.75m	22.65' 6.90m	26.43' 8.05m	30.20' 9.20m	33.98' 10.35m	37.75' 11.50m	41.53' 12.65m
Illuminance = fc (Illuminance = lux)	228.00 (2454.16)	101.33 (1090.74)	57.00 (613.54)	36.48 (392.66)	25.33 (272.68)	18.61 (200.34)	14.25 (153.38)	11.26 (121.19)	9.12 (98.16)	7.54 (81.12)

**Photometric Performance - PHX 250W Tunable White (at 4200K) Luminaires  
(3000K & 5600K Channels at full intensity)**

**5 Degree Lens**

Throw Distance (d)	20' 6m	30' 9m	40' 12.2m	50' 15.2m	60' 18.28m	70' 21.33m	80' 24.38m	90' 27.43m	100' 30.48m	110' 33.52m
Beam Size Diameter	2.40' 0.73m	3.60' 1.09m	4.80' 1.46m	6.00' 1.82m	7.20' 2.19m	8.40' 2.56m	9.60' 2.92m	10.80' 3.29m	12.00' 3.65m	13.20' 4.02m
Illuminance = fc (Illuminance = lux)	1685.99 (18147.91)	749.33 (8065.73)	421.49 (4536.97)	269.75 (2903.66)	187.33 (2016.43)	137.63 (1481.46)	105.37 (1134.24)	83.25 (896.19)	67.43 (725.91)	55.73 (599.93)

**10 Degree Lens**

Throw Distance (d)	20' 6m	30' 9m	40' 12.2m	50' 15.2m	60' 18.28m	70' 21.33m	80' 24.38m	90' 27.43m	100' 30.48m	110' 33.52m
Beam Size Diameter	3.00' 0.91m	4.50' 1.37m	6.00' 1.82m	7.50' 2.286m	9.00' 2.74m	10.50' 3.20m	12.00' 3.65m	13.50' 4.11m	15.00' 4.57m	16.50' 5.02m
Illuminance = fc (Illuminance = lux)	841.09 (9053.42)	373.81 (4023.74)	210.27 (2263.35)	134.57 (1448.54)	93.45 (1005.93)	68.66 (739.05)	52.56 (565.83)	41.53 (447.08)	33.64 (362.13)	27.80 (299.28)

**19 Degree Lens**

Throw Distance (d)	10' 3m	15' 4.6m	20' 6m	25' 7.6m	30' 9m	35' 10.7m	40' 12.2m	45' 13.7m	50' 15.2m	55' 16.78m
Beam Size Diameter	3.10' 0.94m	4.65' 1.41m	6.20' 1.88m	7.75' 2.36m	9.30' 2.83m	10.85' 3.30m	12.40' 3.77m	13.95' 4.25m	15.50' 4.72m	17.05' 5.19m
Illuminance = fc (Illuminance = lux)	1027.52 (11060.12)	456.67 (4915.61)	256.88 (2765.03)	164.40 (1769.62)	114.16 (1228.90)	83.87 (902.86)	64.22 (691.25)	50.74 (542.25)	41.10 (442.40)	33.96 (365.62)

**26 Degree Lens**

Throw Distance (d)	10' 3m	15' 4.6m	20' 6m	25' 7.6m	30' 9m	35' 10.7m	40' 12.2m	45' 13.7m	50' 15.2m	55' 16.78m
Beam Size Diameter	4.55' 1.38m	6.83' 2.08m	9.10' 2.77m	11.38' 3.46m	13.65' 4.16m	15.93' 4.85m	18.20' 5.54m	20.48' 6.24m	22.75' 6.93m	25.03' 7.62m
Illuminance = fc (Illuminance = lux)	537.42 (5784.73)	238.85 (2570.99)	134.35 (1446.18)	85.98 (925.55)	59.71 (642.74)	43.87 (472.22)	33.58 (361.54)	26.53 (285.66)	21.49 (231.38)	17.76 (191.23)

**36 Degree Lens**

Throw Distance (d)	10' 3m	15' 4.6m	20' 6m	25' 7.6m	30' 9m	35' 10.7m	40' 12.2m	45' 13.7m	50' 15.2m	55' 16.78m
Beam Size Diameter	6.10' 1.85m	9.15' 2.78m	12.20' 3.71m	15.25' 4.64m	18.30' 5.57m	21.35' 6.50m	24.40' 7.43m	27.45' 8.36m	30.50' 9.29m	33.55' 10.22m
Illuminance = fc (Illuminance = lux)	338 (3638.19)	150.22 (1616.97)	84.50 (909.54)	54.08 (582.11)	37.55 (404.24)	27.59 (296.99)	21.12 (227.38)	16.69 (179.66)	13.52 (145.52)	11.17 (120.27)

**50 Degree Lens**

Throw Distance (d)	10' 3m	15' 4.6m	20' 6m	25' 7.6m	30' 9m	35' 10.7m	40' 12.2m	45' 13.7m	50' 15.2m	55' 16.78m
Beam Size Diameter	7.55' 2.30m	11.33' 3.45m	15.10' 4.60m	18.88' 5.75m	22.65' 6.90m	26.43' 8.05m	30.20' 9.20m	33.98' 10.35m	37.75' 11.50m	41.53' 12.65m
Illuminance = fc (Illuminance = lux)	194.35 (2091.96)	86.37 (929.76)	48.58 (522.99)	31.09 (334.71)	21.59 (232.44)	15.86 (170.77)	12.14 (130.74)	9.59 (103.30)	7.77 (83.67)	6.42 (69.15)

**Photometric Performance - PHX 250W Tunable White (at 3000K) Luminaires  
(3000K Channel at full intensity & 5600K Channel at zero intensity)**

**5 Degree Lens**

Throw Distance (d)	20' 6m	30' 9m	40' 12.2m	50' 15.2m	60' 18.28m	70' 21.33m	80' 24.38m	90' 27.43m	100' 30.48m	110' 33.52m
Beam Size Diameter	2.40' 0.73m	3.60' 1.09m	4.80' 1.46m	6.00' 1.82m	7.20' 2.19m	8.40' 2.56m	9.60' 2.92m	10.80' 3.29m	12.00' 3.65m	13.20' 4.02m
Illuminance = fc (Illuminance = lux)	773.76 (8328.68)	343.89 (3701.63)	193.44 (2082.17)	123.80 (1332.59)	85.97 (925.40)	63.16 (679.89)	48.36 (520.54)	38.21 (411.29)	30.95 (333.14)	25.57 (275.32)

**10 Degree Lens**

Throw Distance (d)	20' 6m	30' 9m	40' 12.2m	50' 15.2m	60' 18.28m	70' 21.33m	80' 24.38m	90' 27.43m	100' 30.48m	110' 33.52m
Beam Size Diameter	3.00' 0.91m	4.50' 1.37m	6.00' 1.82m	7.50' 2.286m	9.00' 2.74m	10.50' 3.20m	12.00' 3.65m	13.50' 4.11m	15.00' 4.57m	16.50' 5.02m
Illuminance = fc (Illuminance = lux)	386.00 (4154.92)	171.55 (1846.63)	96.50 (1038.73)	61.76 (664.78)	42.88 (461.65)	31.51 (339.17)	24.12 (259.68)	19.06 (205.18)	15.44 (166.19)	12.76 (137.35)

**19 Degree Lens**

Throw Distance (d)	10' 3m	15' 4.6m	20' 6m	25' 7.6m	30' 9m	35' 10.7m	40' 12.2m	45' 13.7m	50' 15.2m	55' 16.78m
Beam Size Diameter	3.10' 0.94m	4.65' 1.41m	6.20' 1.88m	7.75' 2.36m	9.30' 2.83m	10.85' 3.30m	12.40' 3.77m	13.95' 4.25m	15.50' 4.72m	17.05' 5.19m
Illuminance = fc (Illuminance = lux)	471.56 (5075.86)	209.58 (2255.93)	117.89 (1268.96)	75.45 (812.13)	52.39 (563.98)	38.49 (414.35)	29.47 (317.24)	23.28 (250.65)	18.86 (203.03)	15.58 (167.79)

**26 Degree Lens**

Throw Distance (d)	10' 3m	15' 4.6m	20' 6m	25' 7.6m	30' 9m	35' 10.7m	40' 12.2m	45' 13.7m	50' 15.2m	55' 16.78m
Beam Size Diameter	4.55' 1.38m	6.83' 2.08m	9.10' 2.77m	11.38' 3.46m	13.65' 4.16m	15.93' 4.85m	18.20' 5.54m	20.48' 6.24m	22.75' 6.93m	25.03' 7.62m
Illuminance = fc (Illuminance = lux)	246.64 (2654.81)	109.61 (1179.91)	61.66 (663.70)	39.46 (424.76)	27.40 (294.97)	20.13 (216.71)	15.41 (165.92)	12.17 (131.10)	9.86 (106.19)	8.15 (87.76)

**36 Degree Lens**

Throw Distance (d)	10' 3m	15' 4.6m	20' 6m	25' 7.6m	30' 9m	35' 10.7m	40' 12.2m	45' 13.7m	50' 15.2m	55' 16.78m
Beam Size Diameter	6.10' 1.85m	9.15' 2.78m	12.20' 3.71m	15.25' 4.64m	18.30' 5.57m	21.35' 6.50m	24.40' 7.43m	27.45' 8.36m	30.50' 9.29m	33.55' 10.22m
Illuminance = fc (Illuminance = lux)	155.11 (1669.69)	68.94 (742.08)	38.77 (417.42)	24.81 (267.15)	17.23 (185.52)	12.66 (136.30)	9.69 (104.35)	7.66 (82.45)	6.20 (66.78)	5.12 (55.19)

**50 Degree Lens**

Throw Distance (d)	10' 3m	15' 4.6m	20' 6m	25' 7.6m	30' 9m	35' 10.7m	40' 12.2m	45' 13.7m	50' 15.2m	55' 16.78m
Beam Size Diameter	7.55' 2.30m	11.33' 3.45m	15.10' 4.60m	18.88' 5.75m	22.65' 6.90m	26.43' 8.05m	30.20' 9.20m	33.98' 10.35m	37.75' 11.50m	41.53' 12.65m
Illuminance = fc (Illuminance = lux)	89.19 (960.07)	39.64 (426.69)	22.29 (240.01)	14.27 (153.61)	9.91 (106.67)	7.28 (78.37)	5.57 (60.00)	4.40 (47.41)	3.56 (38.40)	2.94 (31.73)



**Photometric Performance - PHX 250W Tunable White (at 5600K) Luminaires  
(3000K Channel at zero intensity & 5600K Channel at full intensity)**

**5 Degree Lens**

Throw Distance (d)	20' 6m	30' 9m	40' 12.2m	50' 15.2m	60' 18.28m	70' 21.33m	80' 24.38m	90' 27.43m	100' 30.48m	110' 33.52m
Beam Size Diameter	2.40' 0.73m	3.60' 1.09m	4.80' 1.46m	6.00' 1.82m	7.20' 2.19m	8.40' 2.56m	9.60' 2.92m	10.80' 3.29m	12.00' 3.65m	13.20' 4.02m
Illuminance = fc (Illuminance = lux)	930.89 (10020.06)	413.73 (4453.35)	232.72 (2505.01)	148.94 (1603.20)	103.43 (1113.34)	75.99 (817.96)	58.18 (626.25)	45.97 (494.81)	37.23 (400.80)	30.77 (331.24)

**10 Degree Lens**

Throw Distance (d)	20' 6m	30' 9m	40' 12.2m	50' 15.2m	60' 18.28m	70' 21.33m	80' 24.38m	90' 27.43m	100' 30.48m	110' 33.52m
Beam Size Diameter	3.00' 0.91m	4.50' 1.37m	6.00' 1.82m	7.50' 2.286m	9.00' 2.74m	10.50' 3.20m	12.00' 3.65m	13.50' 4.11m	15.00' 4.57m	16.50' 5.02m
Illuminance = fc (Illuminance = lux)	464.39 (4998.69)	206.39 (2221.64)	116.09 (1249.67)	74.30 (799.79)	51.59 (555.41)	37.90 (408.05)	29.02 (312.41)	22.93 (246.84)	18.57 (199.94)	15.35 (165.24)

**19 Degree Lens**

Throw Distance (d)	10' 3m	15' 4.6m	20' 6m	25' 7.6m	30' 9m	35' 10.7m	40' 12.2m	45' 13.7m	50' 15.2m	55' 16.78m
Beam Size Diameter	3.10' 0.94m	4.65' 1.41m	6.20' 1.88m	7.75' 2.36m	9.30' 2.83m	10.85' 3.30m	12.40' 3.77m	13.95' 4.25m	15.50' 4.72m	17.05' 5.19m
Illuminance = fc (Illuminance = lux)	567.32 (6106.65)	252.14 (2714.07)	141.83 (1526.66)	90.77 (977.06)	63.03 (678.51)	46.31 (498.50)	35.45 (381.66)	28.01 (301.56)	22.69 (244.26)	18.75 (201.87)

**26 Degree Lens**

Throw Distance (d)	10' 3m	15' 4.6m	20' 6m	25' 7.6m	30' 9m	35' 10.7m	40' 12.2m	45' 13.7m	50' 15.2m	55' 16.78m
Beam Size Diameter	4.55' 1.38m	6.83' 2.08m	9.10' 2.77m	11.38' 3.46m	13.65' 4.16m	15.93' 4.85m	18.20' 5.54m	20.48' 6.24m	22.75' 6.93m	25.03' 7.62m
Illuminance = fc (Illuminance = lux)	296.72 (3193.94)	131.87 (1419.53)	74.18 (798.48)	47.47 (511.03)	32.96 (354.88)	24.22 (260.73)	18.54 (199.62)	14.65 (157.72)	11.86 (127.75)	9.80 (105.58)

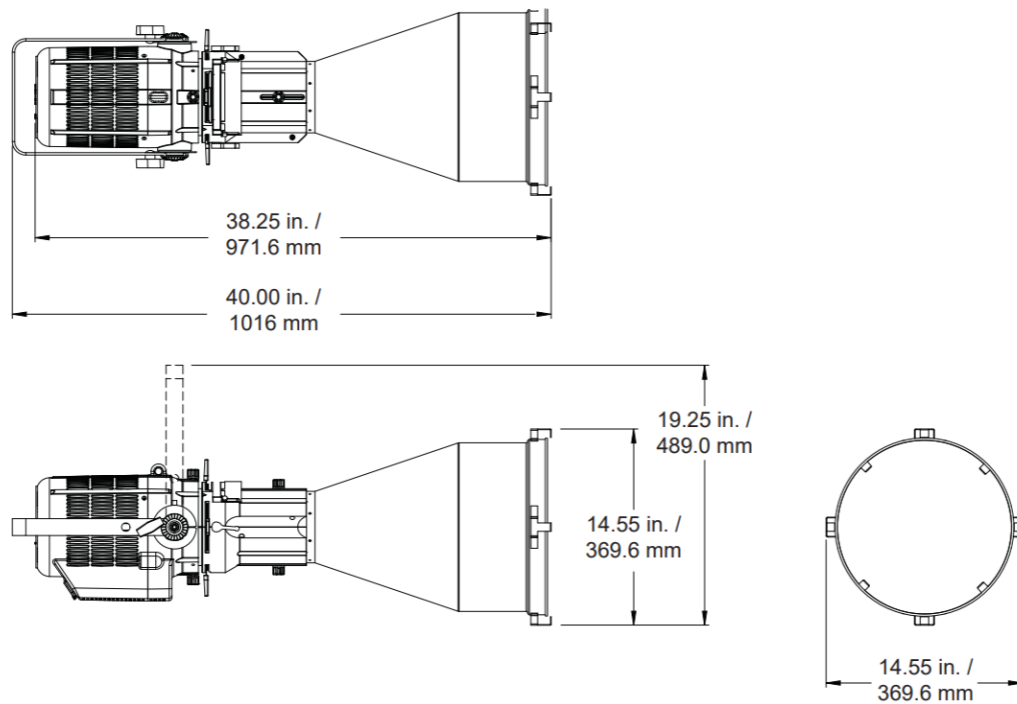
**36 Degree Lens**

Throw Distance (d)	10' 3m	15' 4.6m	20' 6m	25' 7.6m	30' 9m	35' 10.7m	40' 12.2m	45' 13.7m	50' 15.2m	55' 16.78m
Beam Size Diameter	6.10' 1.85m	9.15' 2.78m	12.20' 3.71m	15.25' 4.64m	18.30' 5.57m	21.35' 6.50m	24.40' 7.43m	27.45' 8.36m	30.50' 9.29m	33.55' 10.22m
Illuminance = fc (Illuminance = lux)	186.62 (2008.76)	82.94 (892.78)	46.65 (502.19)	29.85 (321.40)	20.73 (223.19)	15.23 (163.98)	11.66 (125.54)	9.21 (99.19)	7.46 (80.35)	6.16 (66.40)

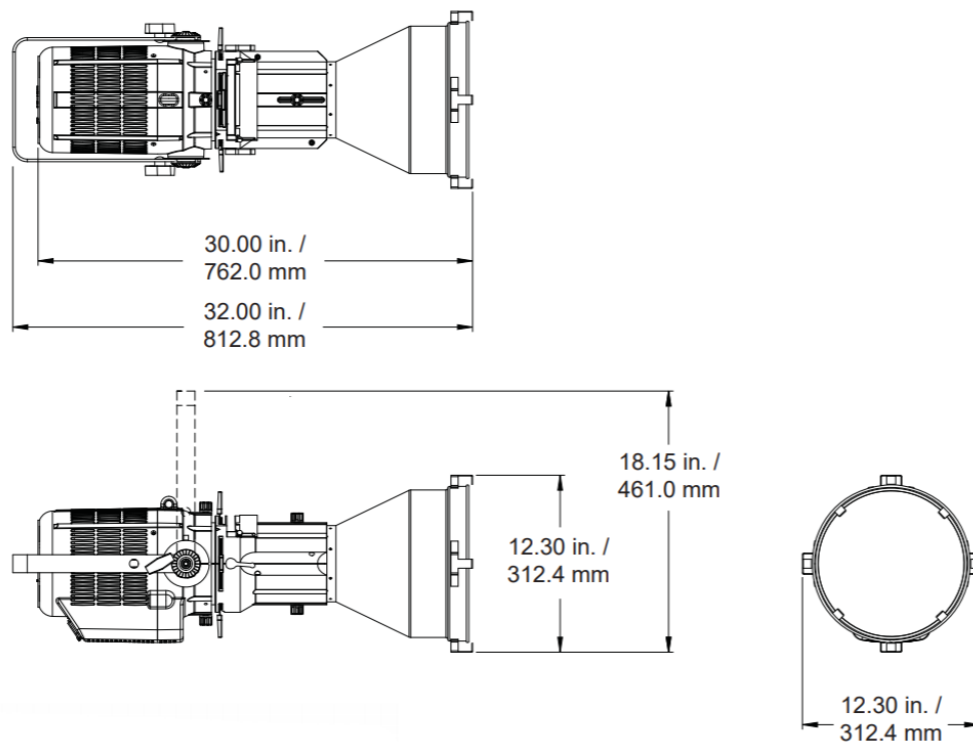
**50 Degree Lens**

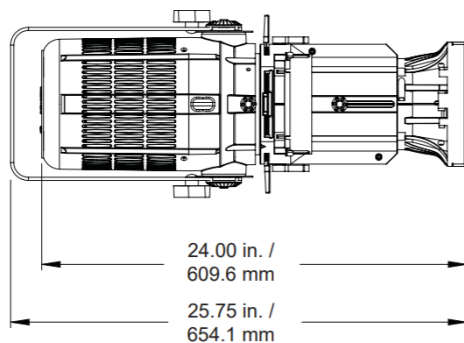
Throw Distance (d)	10' 3m	15' 4.6m	20' 6m	25' 7.6m	30' 9m	35' 10.7m	40' 12.2m	45' 13.7m	50' 15.2m	55' 16.78m
Beam Size Diameter	7.55' 2.30m	11.33' 3.45m	15.10' 4.60m	18.88' 5.75m	22.65' 6.90m	26.43' 8.05m	30.20' 9.20m	33.98' 10.35m	37.75' 11.50m	41.53' 12.65m
Illuminance = fc (Illuminance = lux)	107.30 (1155.04)	47.69 (513.35)	26.82 (288.76)	17.16 (184.80)	11.92 (128.33)	8.75 (94.28)	6.70 (72.19)	5.29 (57.03)	4.29 (46.20)	3.54 (38.18)

## Phoenix2 5 Degree Profile Spot



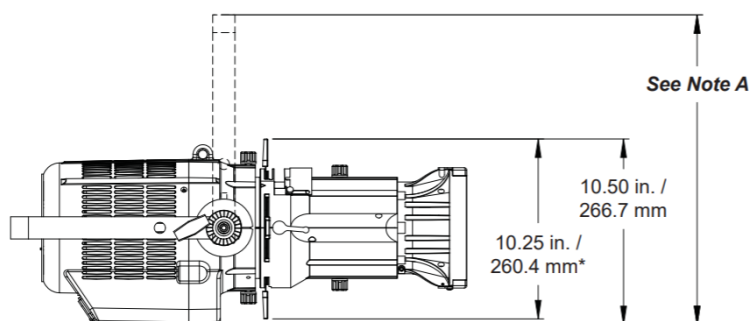
## Phoenix2 10 Degree Profile Spot



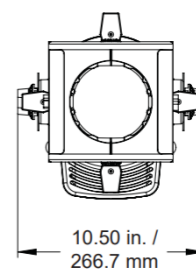
*Phoenix2 19 / 26 / 36 / 50 Degree Profile Spots***Note A:**

Short Yoke Position: 14.50 in. / 368.3 mm

Long Yoke Position: 17.50 in. / 444.5mm



*\*Dimensions shown are with shutter blades fully retracted (pushed in).*



## Specifications

<b>Materials:</b>	Corrosion-resistant materials and hardware
<b>Control:</b>	DMX/RDM
<b>Light Engine:</b>	60 LED Array. Available in RGBA, RGBW, 3000K, 5600K, and 3000K/5600K (Tunable White)
<b>Beam Lumens:</b>	See photometrics
<b>Rated LED Life:</b>	Array rating >50,000 hours to L70
<b>Input Voltage:</b>	100-240 VAC 50/60 Hz
<b>Watts:</b>	250
<b>Current Draw:</b>	2.08A at 120VAC / 1.09A at 230VAC *Fan and display off
<b>LED Engine Cooling:</b>	Active fan cooling
<b>Environment:</b>	0 - 40°C (32 - 104°F) with humidity of 5-95% non-condensing)
<b>Weight:</b>	28.25 lbs. (12.81 kgs.)
<b>Body Color:</b>	Black or White
<b>Compliance:</b>	cETLus listed for indoor use and CE marked
<b>Warranty:</b>	Five (5) years and One (1) day
<b>Support:</b>	Supported Forever - free phone and online tech support for the life of your product.

PHX 250 LUMENS					
DEGREE	RGBA	RGBW	3K	5K	3K5K
50	2951	2951	6238	7646	6518
36	3489	4809	7158	9037	7561
26	3582	5072	7379	9313	7700
19	3308	4679	6960	8738	7081
10	4946	6409	9923	11859	10322
5	4377	6192	9246	9875	9620

*Note: There are many aftermarket accessories for Altman Lighting products available through third-party suppliers. When considering these aftermarket accessories, we suggest that you consult with your Altman Regional Sales Manager beforehand regarding capability and effects on product performance.*



## Ordering Information

### PHX2-(LED ARRAY)-(LENS TYPE)-(FINISH COLOR)

<b>Model</b>	PHX2 (PHX 250W LED Profile Spot)
<b>LED Array:</b>	RGBA (RGBA), RGBW (RGBW), 3K (3000K), 5K (5600K) or 3K5K (3000K/5600K Tunable White)
<b>Lens Type:</b>	5 (5°), 10 (10°), 19 (19°), 26 (26°), 36 (36°), or 50 (50°)
<b>Body Color:</b>	Black (B) or White (W)
<i>Note: Each unit ordered includes a 6-1/4" x 6-1/4" Color Frame (4.5-CFB), C-Clamp (510), 36" Black Safety Cable (SC-36-BK), PHX Soft Focus Lens with A-Size Pattern Holder (PHX-SFLGSA), and 5-Foot AC Cable PowerCON to Edison (PCL-PBG-12-*).</i>	

## Accessories

<b>4.5-CFB</b>	Color Frame, 6-1/4" x 6-1/4"
<b>10-CFB</b>	Black Color Frame, 12" x 12" (Included with PHX-10)
<b>12-CFB</b>	Black Color Frame, 14" x 14" (Included with PHX-5)
<b>510</b>	Malleable Iron Pipe Clamp
<b>510-HD</b>	Heavy Duty Malleable Iron Pipe Clamp
<b>SC-36-BK</b>	36" Black Safety Cable with Spring Clamp
<b>4.5-DN</b>	6-1/4" x 6-1/4" Donut, Black with 2-1/2" Hole
<b>10-DN</b>	12" x 12" Donut, Black for 10° lens
<b>12-SN</b>	14" x 14" Donut, Black for 5° lens
<b>PDII</b>	Phoenix Drop In Iris
<b>PHX-SFLGSA</b>	PHX Soft Focus lens with B Size Pattern Holder
<b>PHX-PHGSA</b>	A Size Steel Pattern Holder (100mm OD / 75mm IA)
<b>PHX-PHGSA</b>	B Size Steel Pattern Holder (86mm OD / 64.5mm IA)
<b>PHX-PHGSA-GLS</b>	B Size Glass Pattern Holder (82mm OD / 64.5mm IA)
<b>PHX-PHGSA86-GLS</b>	B Size Glass Pattern Holder (86mm OD / 64.5mm IA)
<b>PHX-PHISB</b>	B Size Steel Pattern Holder (86mm OD / 64.5mm IA) for Iris Slot
<b>PHX-PHISA-GLS</b>	A Size Glass Pattern Holder (100mm OD / 75mm IA) for Iris Slot
<b>PHX-PHISB-GLS</b>	B Size Glass Pattern Holder (82mm OD / 64.5mm IA) for Iris Slot
<b>PHX-PHIS86-GLS</b>	B Size Glass Pattern Holder (86mm OD / 64.5mm IA) for Iris Slot
<b>PCL-PBG-12-*</b>	5' 20A PowerCON with Parallel Blade U Ground (Edison)
<b>PCL-2P&amp;G-12-5-*</b>	5' 20A PowerCON with 2P&G Stage Pin Connector, Male
<b>PCL-TLG-12-5-*</b>	5' 20A PowerCON with L5-20P Twist Locking Ground Connector, Male
<b>PCL-BARE-12-5-*</b>	5' 20A PowerCON with Bare End Lead

*Note: \* = W for White Cable, Black is standard and no suffix is required*



Altman Lighting  
1400 East 66th Avenue  
Denver, CO 80229 USA  
+1 303 500-7072  
sales@altmanlighting.com  
support@altmanlighting.com

1 June 2020 © 2020 Altman Stage Lighting, Inc.  
All specifications, descriptions, information, design, etc. contained in this document are subject to change without prior notice. All rights reserved.