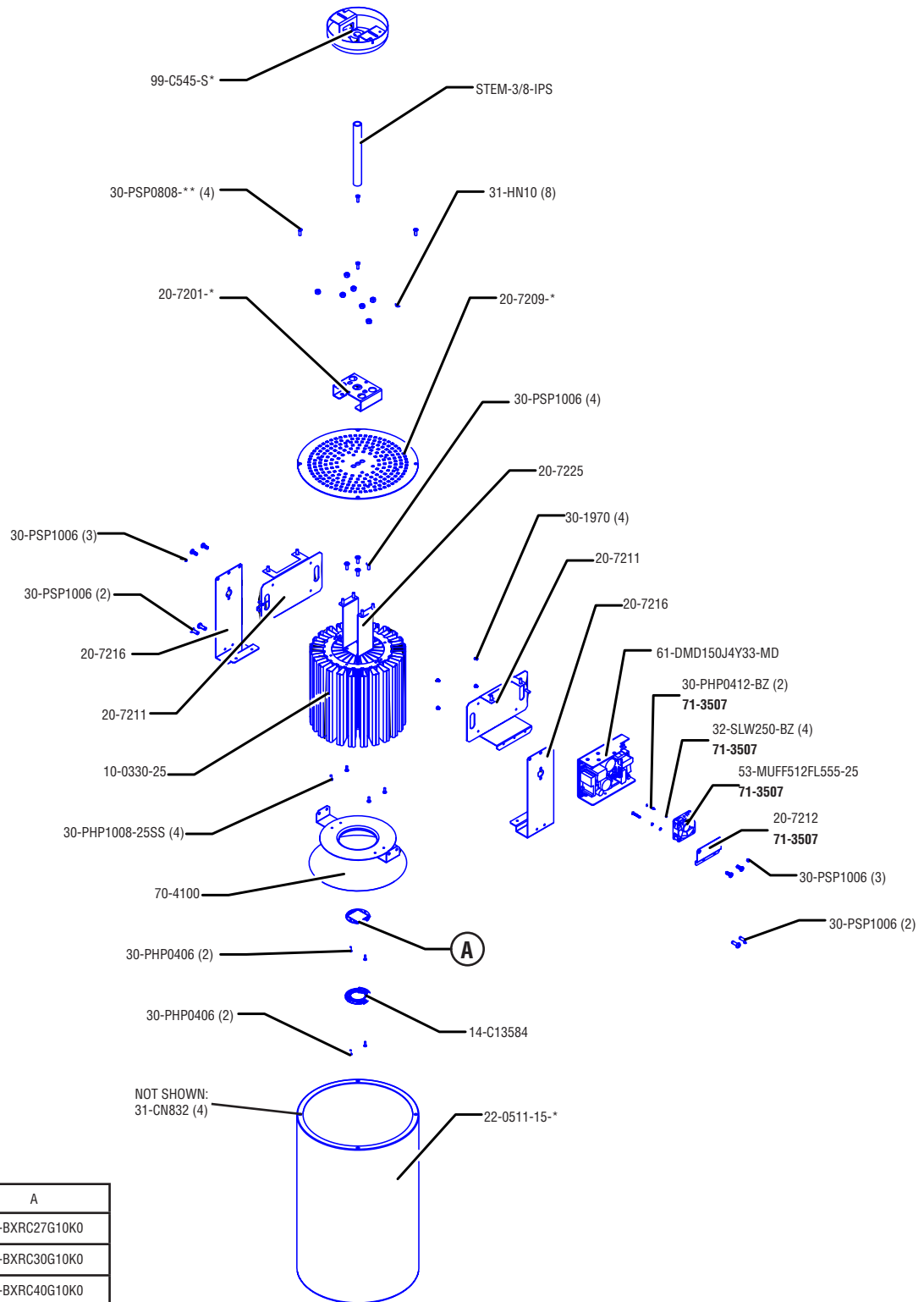


Chalice 150W Mains Pendant Mount

Manual Part# - 49-0257

Rev A

Color Code ● = Object ● = MFG, Number Not For Sale ● = Obsolete ● = Part Number/ Note **BOLD** = Sub Assembly



Description	A
Chalice 150W - 2700K	61-BXRC27G10K0
Chalice 150W - 3000K	61-BXRC30G10K0
Chalice 150W - 4000K	61-BXRC40G10K0
Chalice 150W - 5000K	61-BXRC50G10K0

*Specify color at time of ordering by adding the following code for color: BK = Black or WH = White.

**Specify color at time of ordering by adding the following code for color: BZ = Black Zinc (For Black Units) or SS = Stainless Steel (For White Units)



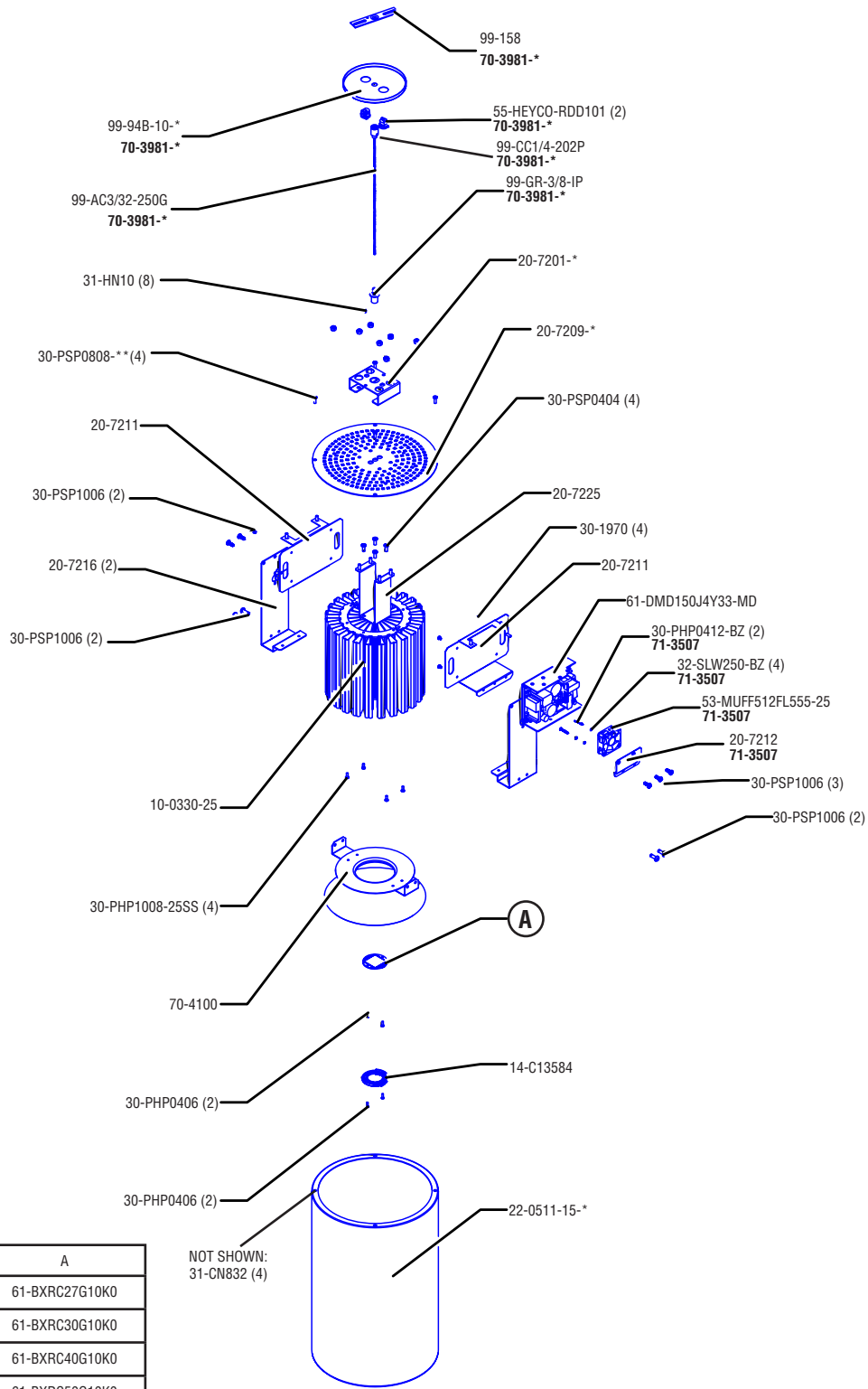
Altman Lighting Co Inc.
1400 East 66th Avenue, Denver, CO 80229 USA
Ph: (303) 500-7072
<https://www.altmanlighting.com>

Chalice 150W Mains Aircraft Mount

Manual Part# - 49-0257

Rev A

Color Code ● = Object ● = MFG, Number Not For Sale ● = Obsolete ● = Part Number/ Note **BOLD** = Sub Assembly



Description	A
Chalice 150W - 2700K	61-BXRC27G10K0
Chalice 150W - 3000K	61-BXRC30G10K0
Chalice 150W - 4000K	61-BXRC40G10K0
Chalice 150W - 5000K	61-BXRC50G10K0

*Specify color at time of ordering by adding the following code for color: BK = Black or WH = White.

**Specify color at time of ordering by adding the following code for color: BZ = Black Zinc (For Black Units) or SS = Stainless Steel (For White Units)



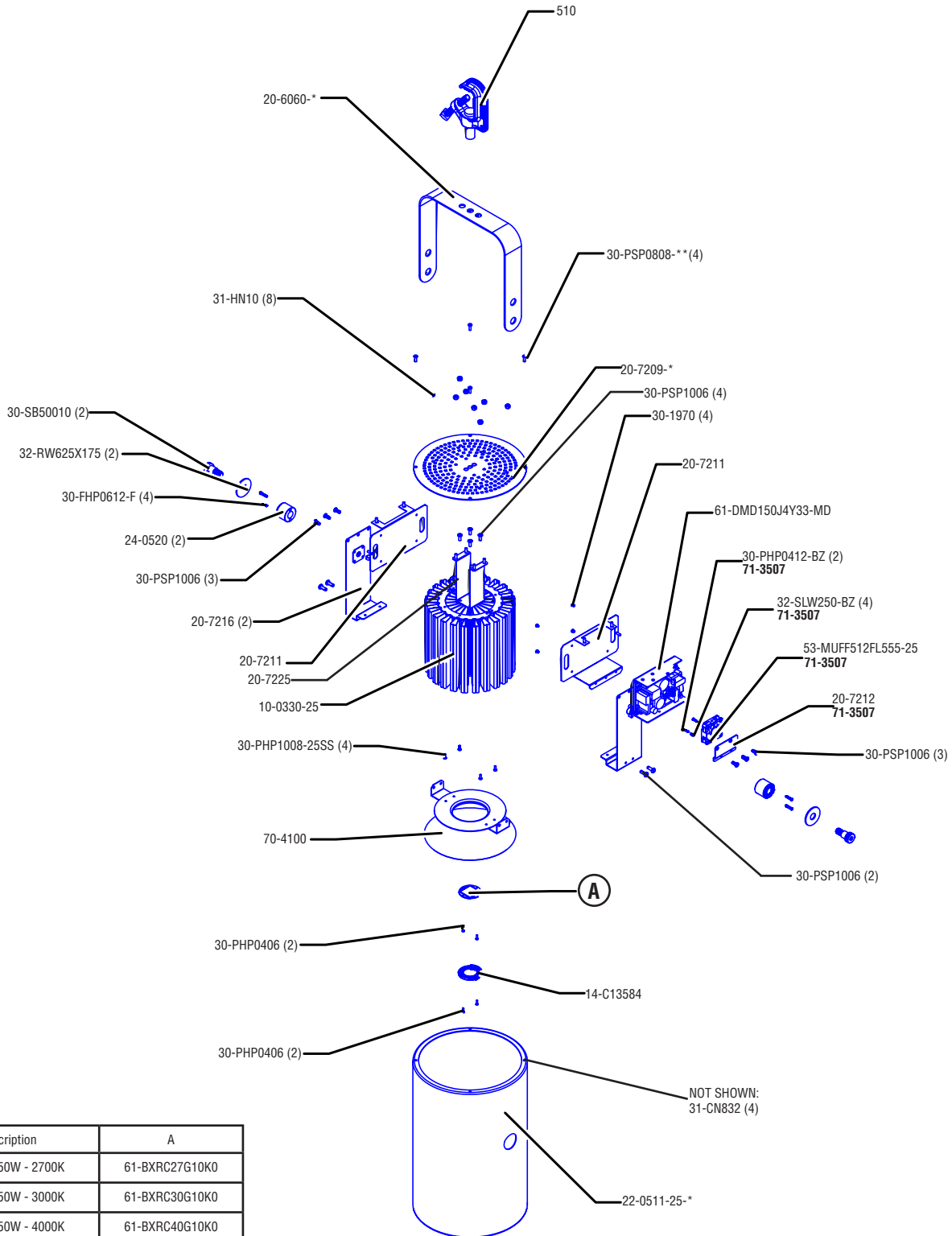
Altman Lighting Co Inc.
1400 East 66th Avenue, Denver, CO 80229 USA
Ph: (303) 500-7072
<https://www.altmanlighting.com>

Chalice 150W Mains Yoke Mount

Manual Part# - 49-0257

Rev A

Color Code ● = Object ● = MFG, Number Not For Sale ● = Obsolete ● = Part Number/ Note **BOLD** = Sub Assembly



Description	A
Chalice 150W - 2700K	61-BXRC27G10K0
Chalice 150W - 3000K	61-BXRC30G10K0
Chalice 150W - 4000K	61-BXRC40G10K0
Chalice 150W - 5000K	61-BXRC50G10K0

*Specify color at time of ordering by adding the following code for color: BK = Black or WH = White.

**Specify color at time of ordering by adding the following code for color: BZ = Black Zinc (For Black Units) or SS = Stainless Steel (For White Units)



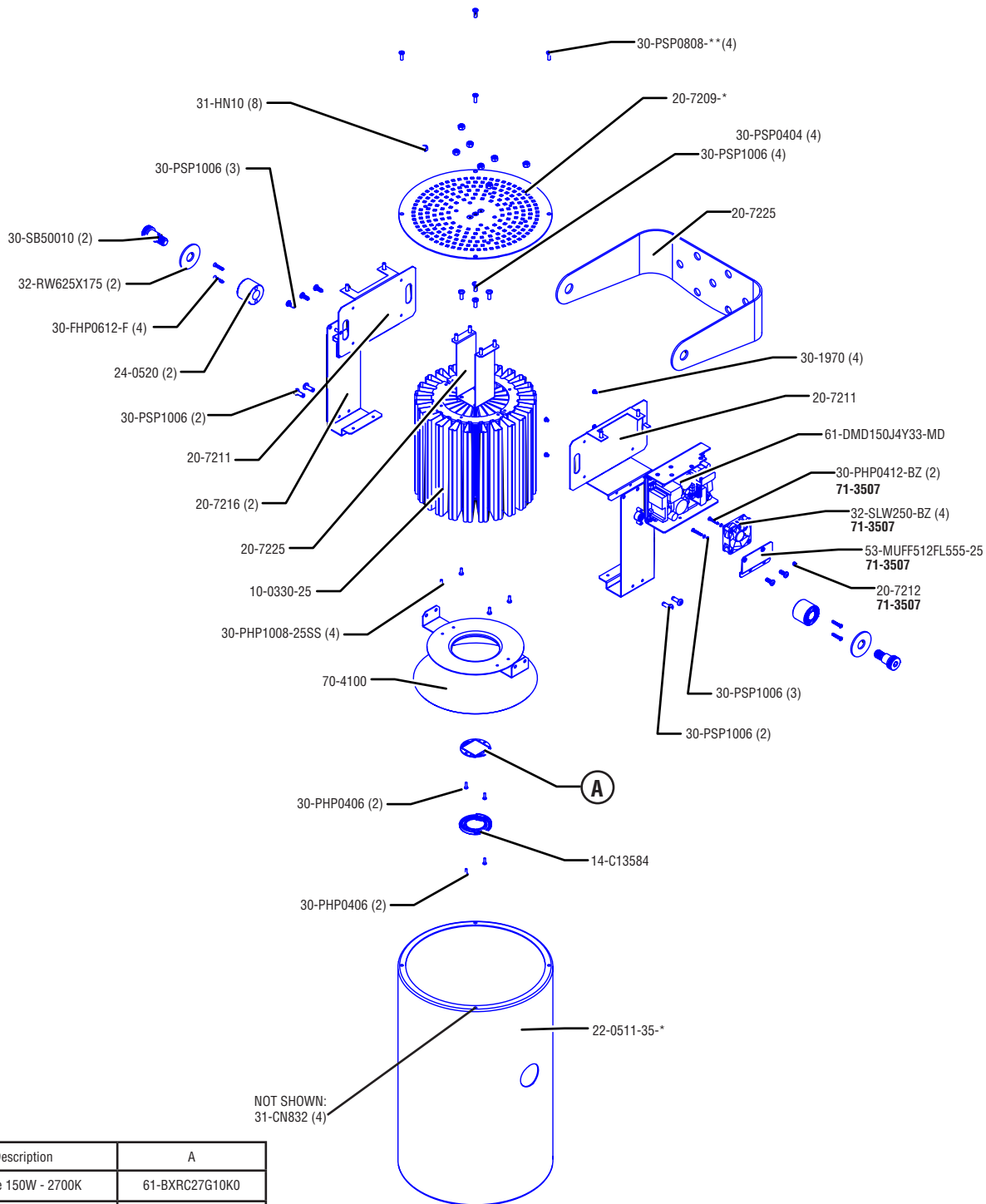
Altman Lighting Co Inc.
1400 East 66th Avenue, Denver, CO 80229 USA
Ph: (303) 500-7072
<https://www.altmanlighting.com>

Chalice 150W Mains Wall Mount

Manual Part# - 49-0257

Rev A

Color Code ● = Object ● = MFG, Number Not For Sale ● = Obsolete ● = Part Number/ Note **BOLD** = Sub Assembly



Description	A
Chalice 150W - 2700K	61-BXRC27G10K0
Chalice 150W - 3000K	61-BXRC30G10K0
Chalice 150W - 4000K	61-BXRC40G10K0
Chalice 150W - 5000K	61-BXRC50G10K0

*Specify color at time of ordering by adding the following code for color: BK = Black or WH = White.

**Specify color at time of ordering by adding the following code for color: BZ = Black Zinc (For Black Units) or SS = Stainless Steel (For White Units)



Altman Lighting Co Inc.
1400 East 66th Avenue, Denver, CO 80229 USA
Ph: (303) 500-7072
<https://www.altmanlighting.com>