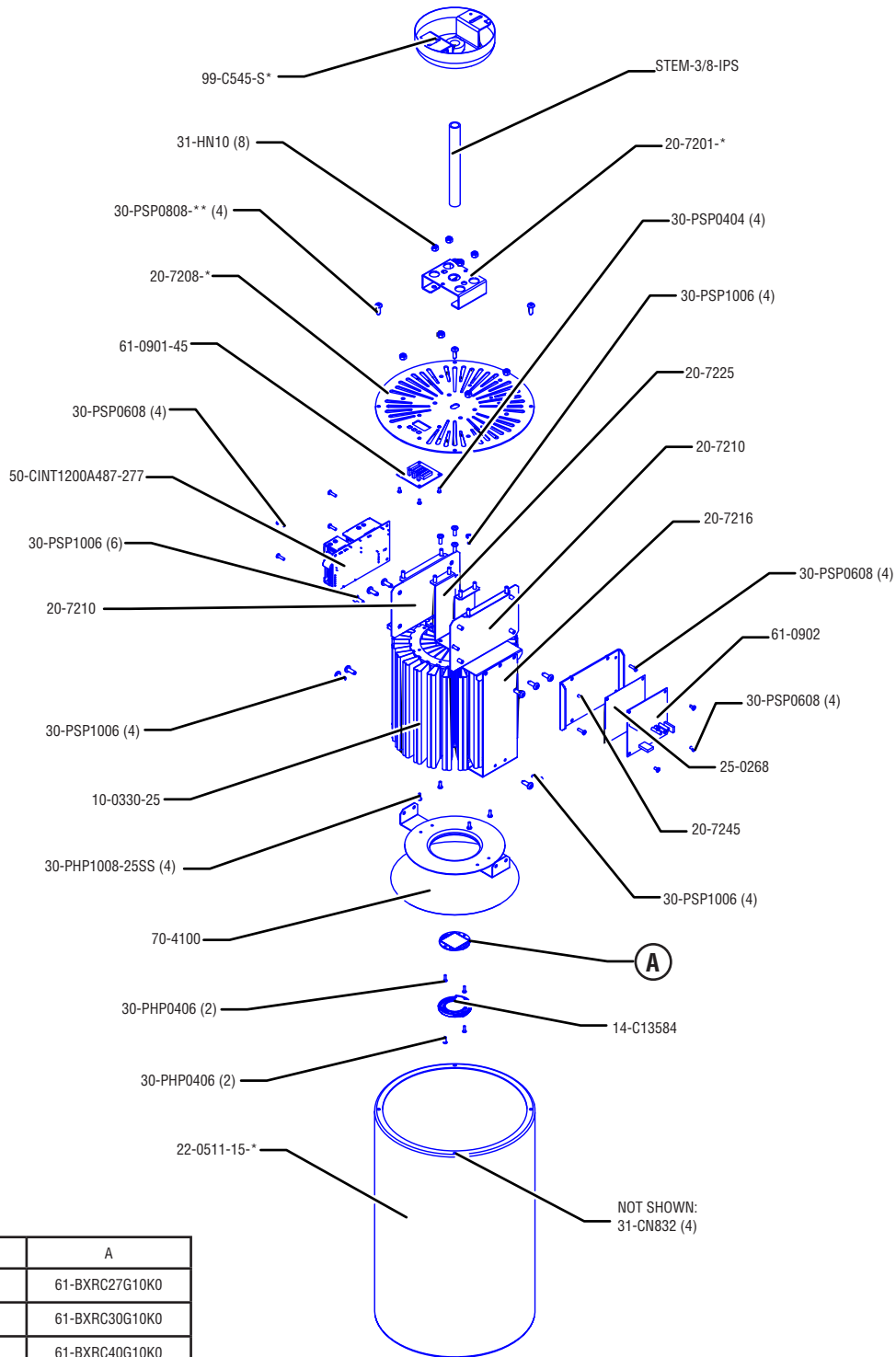


Chalice 150W DMX Pendant Mount

Manual Part# - 49-0256

Rev A

Color Code ● = Object ● = MFG, Number Not For Sale ● = Obsolete ● = Part Number/ Note **BOLD** = Sub Assembly



| Description | A |
|----------------------|----------------|
| Chalice 150W - 2700K | 61-BXRC27G10K0 |
| Chalice 150W - 3000K | 61-BXRC30G10K0 |
| Chalice 150W - 4000K | 61-BXRC40G10K0 |
| Chalice 150W - 5000K | 61-BXRC50G10K0 |

*Specify color at time of ordering by adding the following code for color: BK = Black or WH = White.

**Specify color at time of ordering by adding the following code for color: BZ = Black Zinc (For Black Units) or SS = Stainless Steel (For White Units)



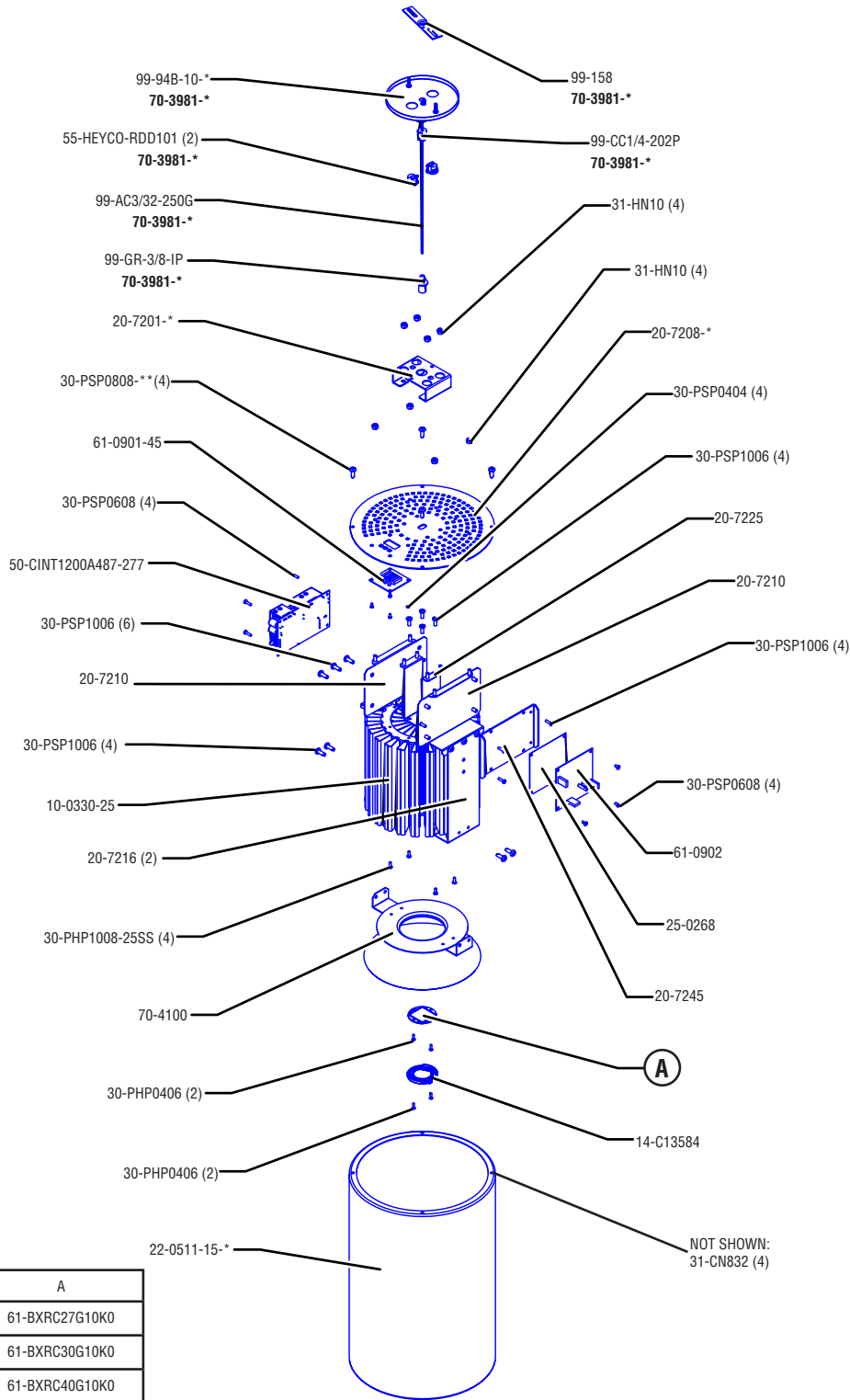
Altman Lighting Co Inc.
1400 East 66th Avenue, Denver, CO 80229 USA
Ph: (303) 500-7072
<https://www.altmanlighting.com>

Chalice 150W DMX Aircraft Mount

Manual Part# - 49-0256

Rev A

Color Code ● = Object ● = MFG, Number Not For Sale ● = Obsolete ● = Part Number/ Note **BOLD** = Sub Assembly



| Description | A |
|----------------------|----------------|
| Chalice 150W - 2700K | 61-BXRC27G10K0 |
| Chalice 150W - 3000K | 61-BXRC30G10K0 |
| Chalice 150W - 4000K | 61-BXRC40G10K0 |
| Chalice 150W - 5000K | 61-BXRC50G10K0 |

*Specify color at time of ordering by adding the following code for color: BK = Black or WH = White.

**Specify color at time of ordering by adding the following code for color: BZ = Black Zinc (For Black Units) or SS = Stainless Steel (For White Units)



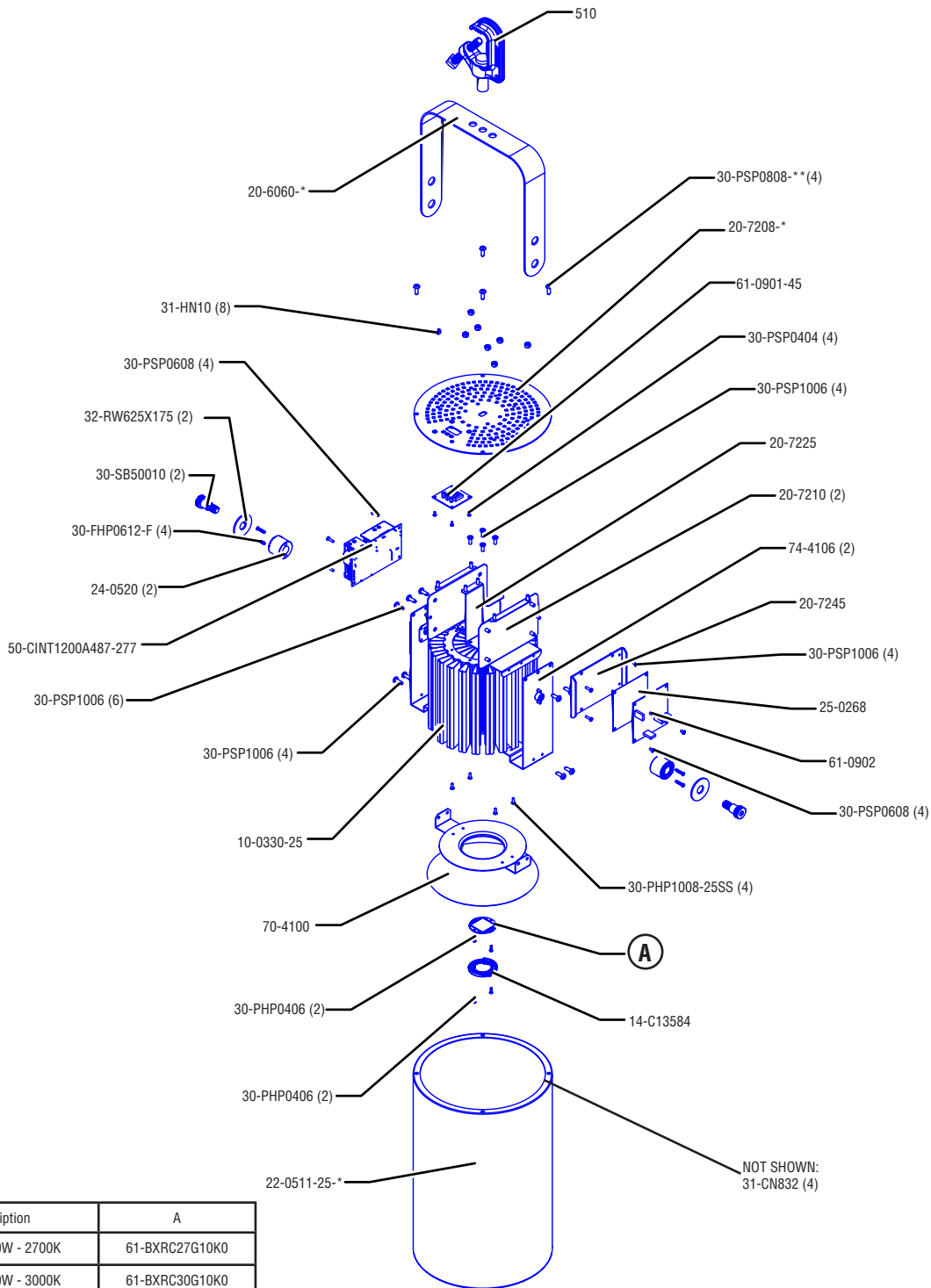
Altman Lighting Co Inc.
1400 East 66th Avenue, Denver, CO 80229 USA
Ph: (303) 500-7072
<https://www.altmanlighting.com>

Chalice 150W DMX Yoke Mount

Manual Part# - 49-0256

Rev A

Color Code ● = Object ● = MFG, Number Not For Sale ● = Obsolete ● = Part Number/ Note **BOLD** = Sub Assembly



| Description | A |
|----------------------|----------------|
| Chalice 150W - 2700K | 61-BXRC27G10K0 |
| Chalice 150W - 3000K | 61-BXRC30G10K0 |
| Chalice 150W - 4000K | 61-BXRC40G10K0 |
| Chalice 150W - 5000K | 61-BXRC50G10K0 |

*Specify color at time of ordering by adding the following code for color: BK = Black or WH = White.

**Specify color at time of ordering by adding the following code for color: BZ = Black Zinc (For Black Units) or SS = Stainless Steel (For White Units)



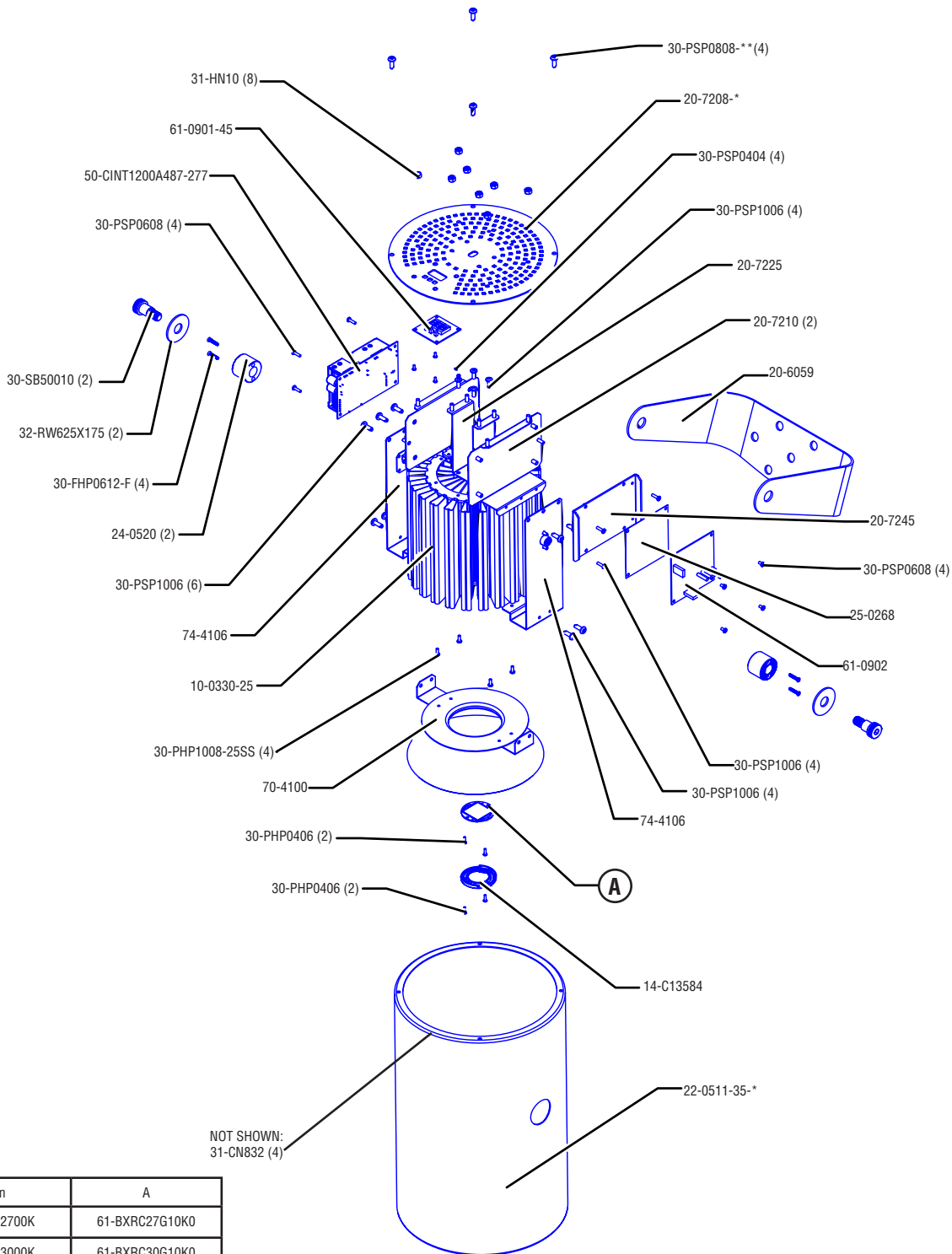
Altman Lighting Co Inc.
1400 East 66th Avenue, Denver, CO 80229 USA
Ph: (303) 500-7072
<https://www.altmanlighting.com>

Chalice 150W DMX Wall Mount

Manual Part# - 49-0256

Rev A

Color Code ● = Object ● = MFG, Number Not For Sale ● = Obsolete ● = Part Number/ Note **BOLD** = Sub Assembly



NOT SHOWN:
31-CN832 (4)

| Description | A |
|----------------------|----------------|
| Chalice 150W - 2700K | 61-BXRC27G10K0 |
| Chalice 150W - 3000K | 61-BXRC30G10K0 |
| Chalice 150W - 4000K | 61-BXRC40G10K0 |
| Chalice 150W - 5000K | 61-BXRC50G10K0 |

*Specify color at time of ordering by adding the following code for color: BK = Black or WH = White.

**Specify color at time of ordering by adding the following code for color: BZ = Black Zinc (For Black Units) or SS = Stainless Steel (For White Units)



Altman Lighting Co Inc.
 1400 East 66th Avenue, Denver, CO 80229 USA
 Ph: (303) 500-7072
<https://www.altmanlighting.com>