

HELIOS SERIES PANELS

The Altman Helios Series of LED Helios Series is a family of lighting fixtures designed to serve as the most versatile solution available to facilities ranging from office, school to hotel, retail, and restaurants where aesthetic and performance expectations are high.

The foundation of this fixture family is its back lit technology which allows for an even, glare-free, uniform output at multiple color temperatures. With over 3700 lumens of output from the 2x2 and 5000 lumens of output from the 2x4 these LED panels will out perform your lighting expectations.

Each luminaire offers a 3-way Power dip switch as well as a CCT 3-way switch to allow for either Cool White, Neutral White, or Warm White output. At 125 Lumens Per Watt and selectable power input, the Helios Series will also meet specific power requirements. LED flat panel troffer fixture are the perfect lighting solutions to replace outdated fluorescent troffers.

Product Features:

- >5,000 lumens (color temperature and model dependent)
- Available in Non Dim and 0-10V control
- Up to 125 lm/Watt
- PMMA Lens, with UV resistant materials
- 3 Way Power Dip switch settings
 - 1 x 4 Model 20/25/30 Watts
 - 2 x 2 Model 20/25/30 Watts
 - 2 x 4 Model 30/35/40 Watts
- Three Way CCT Switch for selection of Warm, Neutral, and Cool white light settings
- Fully homogenized, non-granulated, non-pixelated, glare free output
- 50,000 hour life expectancy
- Available in white
- cETLus listed and CE marked for indoor applications
- 120 - 277 VAC Operation 50-60Hz.
- DLC Qualified
- Emergency version available
- Five (5) year and one (1) day warranty
- No cost technical support for the life of your product

For information on the Helios Series please visit the product page on our web site at www.altmanlighting.com



1x4 Helios Series



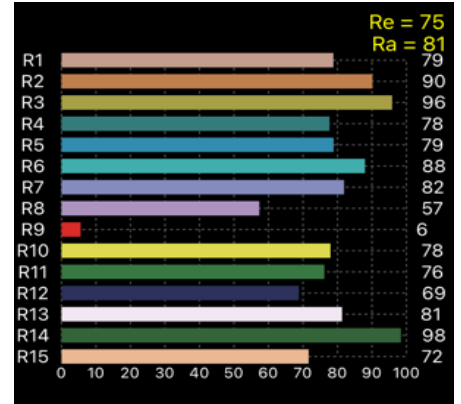
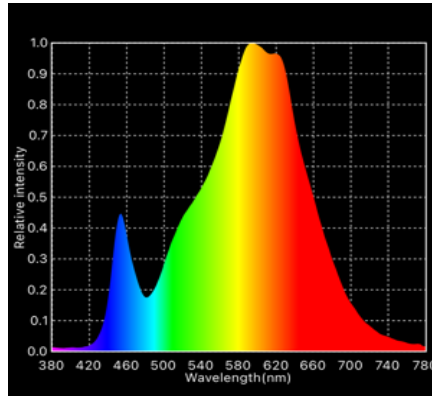
2x2 Helios Series



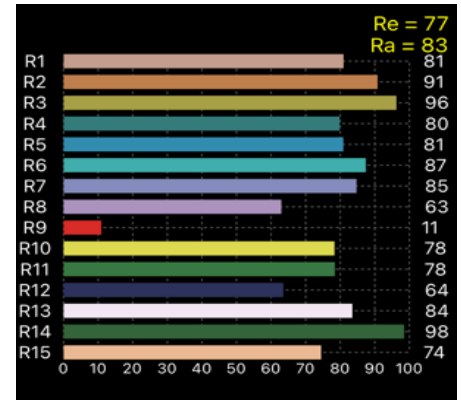
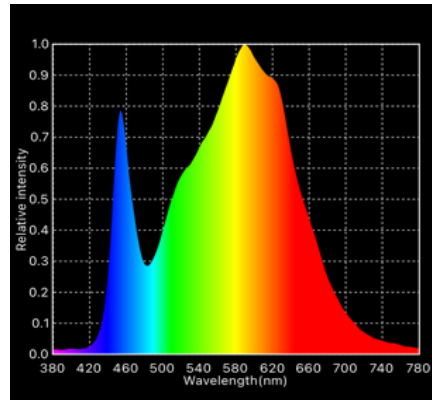
2x4 Helios Series

Additional photometric IES files can be found at www.altmanlighting.com

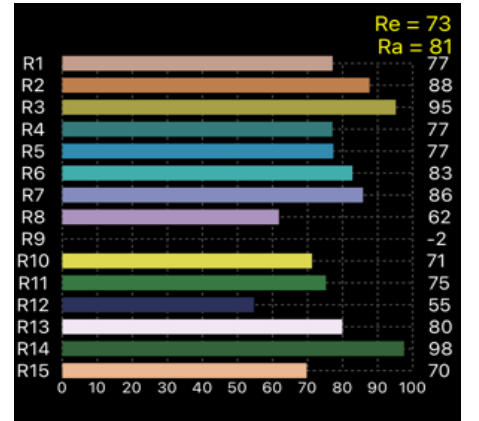
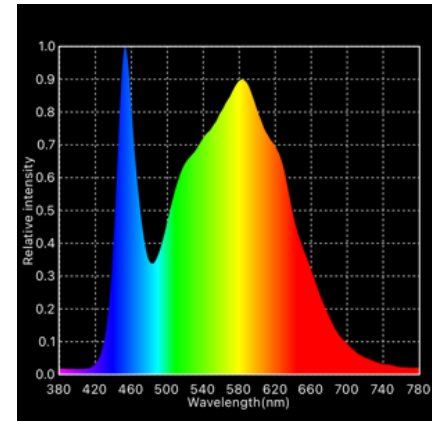
LED PANEL PHOTOMETRIC SCORE CARD - 3000K	
CCT	2861
DUV	0.0003
CRI	83
CQS	82
RE(R1-15)	75
TLCI (Qa)	67.2
TM-30-15 rf	84
TM-30-15 rg	95



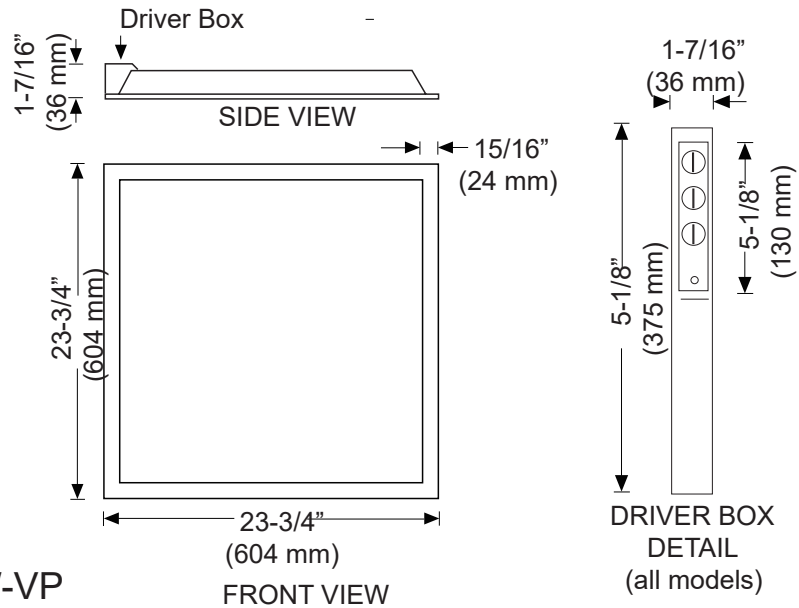
LED PANEL PHOTOMETRIC SCORE CARD - 3600K	
CCT	3572
DUV	0.0010
CRI	83
CQS	82
RE(R1-15)	77
TLCI (Qa)	70.5
TM-30-15 rf	84
TM-30-15 rg	94



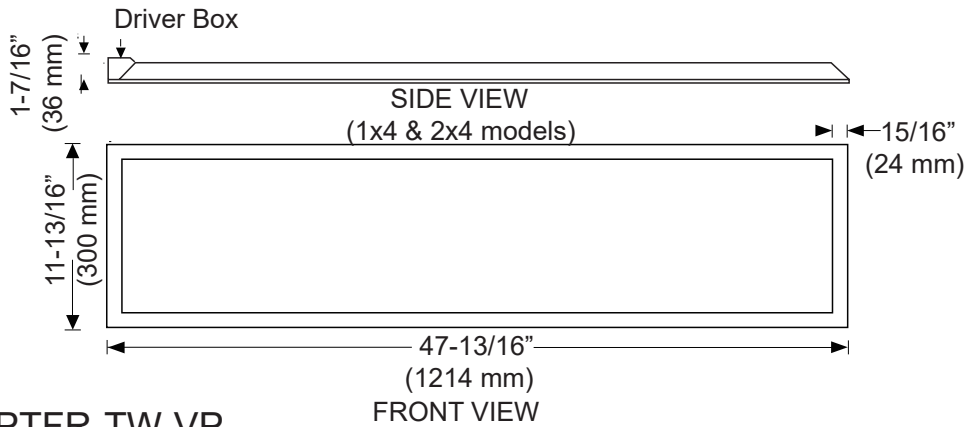
LED PANEL PHOTOMETRIC SCORE CARD - 4200K	
CCT	4404
DUV	0.0056
CRI	81
CQS	80
RE(R1-15)	73
TLCI (Qa)	64.4
TM-30-15 rf	82
TM-30-15 rg	92



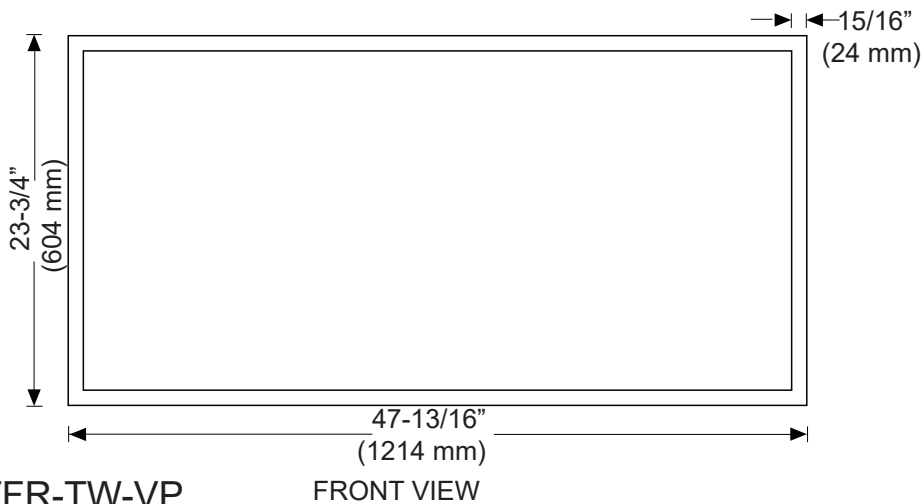
PRODUCT DIMENSIONS:



AAL-2X2FPTFR-TW-VP



AAL-1X4FPTFR-TW-VP



AAL-2X4FPTFR-TW-VP

Specifications

Materials:	Corrosion-resistant materials and hardware
Color:	White (RAL 9016)
Control:	0-10V (10%-100%) or Non Dim (On/Off)
CCT Settings:	3000K, 3,500K, 4,300K
Beam Angle:	120°
Light Engine	2x2 (20/25/30 Watt Settings) 1x4 (20/25/30 Watt Settings) 2x4 (30/35/40 Watt Settings)
Lumens/Watt	125 lm/W rating >50,000 hours to L70.
Current Draw:	30 Watt setting: 120VAC - 0.25 Amp 277VAC - 0.10 Amp
Input Voltage:	100-277 Vac 50/60Hz
Power Factor:	0.95
Cooling:	Convection
Environment:	0 to 40 degrees C (32 to 104 degreesF) / 5%-95% Non condensing
Compliance:	DLC, cETLus listed, RoHS, & CE marked
Warranty:	Five (5) years and One (1) day
Support:	Supported Forever - free phone and online tech support for the life of your product.
Emergency:	UL924 and CSA C22.2 NO.141 compliant

Ordering Information

AAL-(Size)(Type)-(CCT)-(Power)

Model:	AAL-
Size:	1x4, 2x2, or 2x4
Type:	FPTFR (Flat Panel Troffer)
CCT:	TW - Tunable White (3 Settings) Cool White Neutral White Warm White
Power:	VP - Variable Power (3 settings Watts) 1x4 (20/25/30) 2x2 (20/25/30) 2x4 (30/35/40)

Notes:

- Typical part number layout AAL-2x2FPTFR-TW-VP
- Product is only available in White RAL 9016

FIXTURE ACCESSORIES

SURFACE MOUNT KITS:

AAL-2X2-SMK
Surface Mount Kit for Model AAL-2X2FPTFR-TW-VP
AAL-2X4-SMK
Surface Mount Kit for Model AAL-2X4FPTFR-TW-VP

CABLE SUSPENSION KITS:

AAL-2X2-CSK
Cable suspension kit for Model AAL-2X2FPTFR-TW-VP
AAL-2X4-CSK
Cable suspension kit for Model AAL-2X4FPTFR-TW-VP

FACTORY INSTALLED EMERGENCY BATTERY:

AAL-FPTFR-EMKIT
Factory installed Emergency power battery back up for 2x2 and 2x4 models.

EMERGENCY BATTERY COMPONENTS:

AAL-FPTFR-EMDRVR
Emergency driver/battery back up.
AAL-FPTFR-EMBRKT
Emergency driver/battery mounting bracket.

Note: Emergency battery back up can only be utilized on recessed mounted units. Surface mount and cable mounted units are not compatible with the Emergency Battery back up accessory.