

PHOENIX3 RGBL LED PROFILE

The 5°, 10°, 19°, 26°, 36° and 50° fixed focus PHX 3 LED ellipsoids are state of the art luminaires in function, style, and efficiency. These ellipsoids have been designed and engineered with a number of innovative details and features enhancing versatility and efficiency without sacrificing performance.

PHX 3 is a 340 Watt (RGBL) Red, Green, Blue, and Lime Profile Spot outputting just over 10,000 Lumens which makes it a true front of house luminaire. A 360° rotating barrel and fully locking shutters help you keep the artistic part of your fixtures' focus intact with virtually no light leak.

The aesthetic appearance and ergonomically designed function controls only add to the appeal of the Phoenix3.

These new and innovative options are what makes the PHX LED ellipsoids ideal for theaters, special events, television studios, or wherever superior, energy efficient lighting performance is required.



Phoenix3 Fixed Lens Profile

Product Features:

- 360-degree rotating barrel
- >10,000 output lumens BrightAF engine
- Heat resistant Plano-Convex lensing
- Die-cast aluminum and sheet metal fabrication
- Color frame, C-Clamp, soft focus pattern holder, safety cable and 5 foot PowerCON included
- PowerCON in and out for daisy-chaining units - Up to 5 fixtures (20A Max) may be linked
- Available standard in Black or White
- Positive locking double-clutch fixture body
- Wide accessory slot with sliding cover for motorized pattern devices or optional iris
- Yoke made from rigid flat steel with dual locking handles, two mounting positions and indexed tilt angle markings
- DMX512 in/thru via 5-pin XLR connector
- Multiple on-board control options: color fades and strobes
- Console free stand alone Player Mode
- 8-bit or 16-bit virtual dimming engine provides smooth, high quality fades and minimizes color shift during dimming
- User friendly control interface
- Carries standard 5 year plus 1 day Altman Warranty
- 26.55 lbs. (12.02 kg.)
- cETLus listed and CE marked (IP20 Rated for indoor use)
- Assembled in the USA
- Five (5) year and one (1) day warranty
- No cost technical support for the life of your product



5 Degree Lens - 9467.73 Lumens

Throw Distance (d)	20' 6m	30' 9m	40' 12.2m	50' 15.2m	60' 18.28m	70' 21.33m	80' 24.38m	90' 27.43m	100' 30.48m	110' 33.52m
Beam Size Diameter	2.40' 0.73m	3.60' 1.09m	4.80' 1.46m	6.00' 1.82m	7.20' 2.19m	8.40' 2.56m	9.60' 2.92m	10.80' 3.29m	12.00' 3.65m	13.20' 4.02m
Illuminance = fc (Illuminance = lux)	3841 (37472)	1574 (16654)	870 (9368)	557 (5996)	387 (4164)	284 (3059)	218 (2342)	172 (1850)	139 (1499)	115 (1239)

10 Degree Lens - 9514.72 Lumens

Throw Distance (d)	20' 6m	30' 9m	40' 12.2m	50' 15.2m	60' 18.28m	70' 21.33m	80' 24.38m	90' 27.43m	100' 30.48m	110' 33.52m
Beam Size Diameter	3.00' 0.91m	4.50' 1.37m	6.00' 1.82m	7.50' 2.286m	9.00' 2.74m	10.50' 3.20m	12.00' 3.65m	13.50' 4.11m	15.00' 4.57m	16.50' 5.02m
Illuminance = fc (Illuminance = lux)	1682 (18102)	747 (8045)	420 (4526)	269 (2896)	187 (2011)	137 (1478)	105 (1131)	83 (894)	67 (724)	56 (598)

19 Degree Lens - 9534.24 Lumens

Throw Distance (d)	10' 3m	15' 4.6m	20' 6m	25' 7.6m	30' 9m	35' 10.7m	40' 12.2m	45' 13.7m	50' 15.2m	55' 16.78m
Beam Size Diameter	3.10' 0.94m	4.65' 1.41m	6.20' 1.88m	7.75' 2.36m	9.30' 2.83m	10.85' 3.30m	12.40' 3.77m	13.95' 4.25m	15.50' 4.72m	17.05' 5.19m
Illuminance = fc (Illuminance = lux)	1502 (16169)	668 (7186)	376 (4042)	240 (2587)	167 (1797)	123 (1320)	94 (1011)	74 (798)	60 (647)	50 (535)

26 Degree Lens - 10520.30 Lumens

Throw Distance (d)	10' 3m	15' 4.6m	20' 6m	25' 7.6m	30' 9m	35' 10.7m	40' 12.2m	45' 13.7m	50' 15.2m	55' 16.78m
Beam Size Diameter	4.55' 1.38m	6.83' 2.08m	9.10' 2.77m	11.38' 3.46m	13.65' 4.16m	15.93' 4.85m	18.20' 5.54m	20.48' 6.24m	22.75' 6.93m	25.03' 7.62m
Illuminance = fc (Illuminance = lux)	816 (8783)	363 (3904)	204 (2196)	131 (1405)	91 (976)	67 (717)	51 (549)	40 (434)	33 (351)	27 (290)

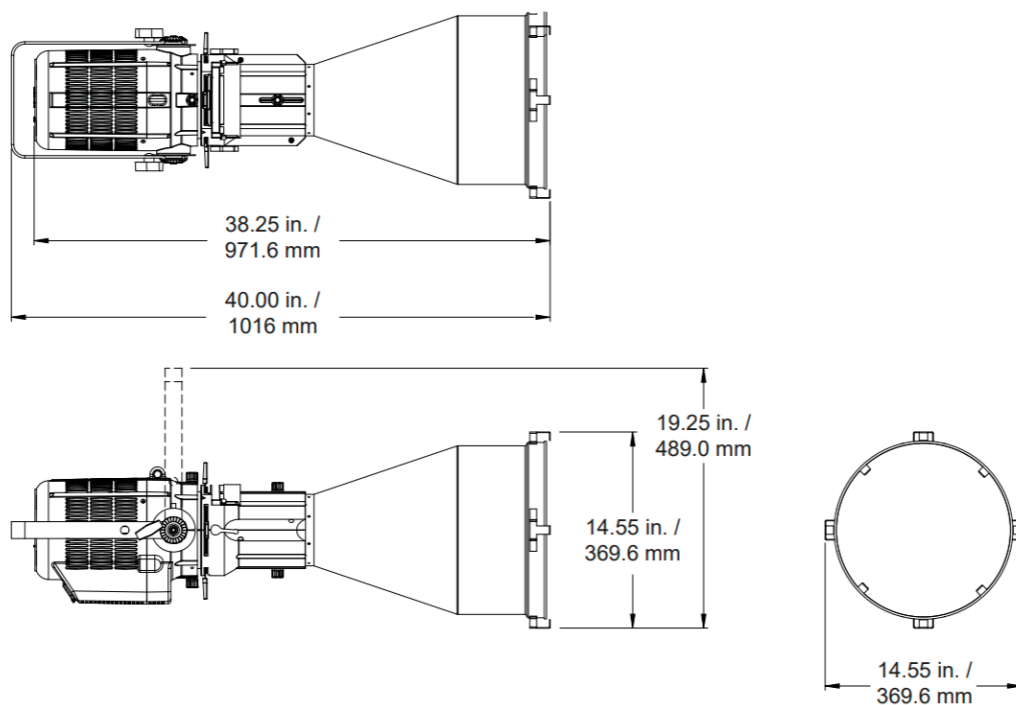
36 Degree Lens - 10461.40 Lumens

Throw Distance (d)	10' 3m	15' 4.6m	20' 6m	25' 7.6m	30' 9m	35' 10.7m	40' 12.2m	45' 13.7m	50' 15.2m	55' 16.78m
Beam Size Diameter	6.10' 1.85m	9.15' 2.78m	12.20' 3.71m	15.25' 4.64m	18.30' 5.57m	21.35' 6.50m	24.40' 7.43m	27.45' 8.36m	30.50' 9.29m	33.55' 10.22m
Illuminance = fc (Illuminance = lux)	485 (5221)	216 (2320)	121 (1305)	78 (835)	54 (580)	40 (426)	30 (326)	24 (258)	19 (209)	16 (173)

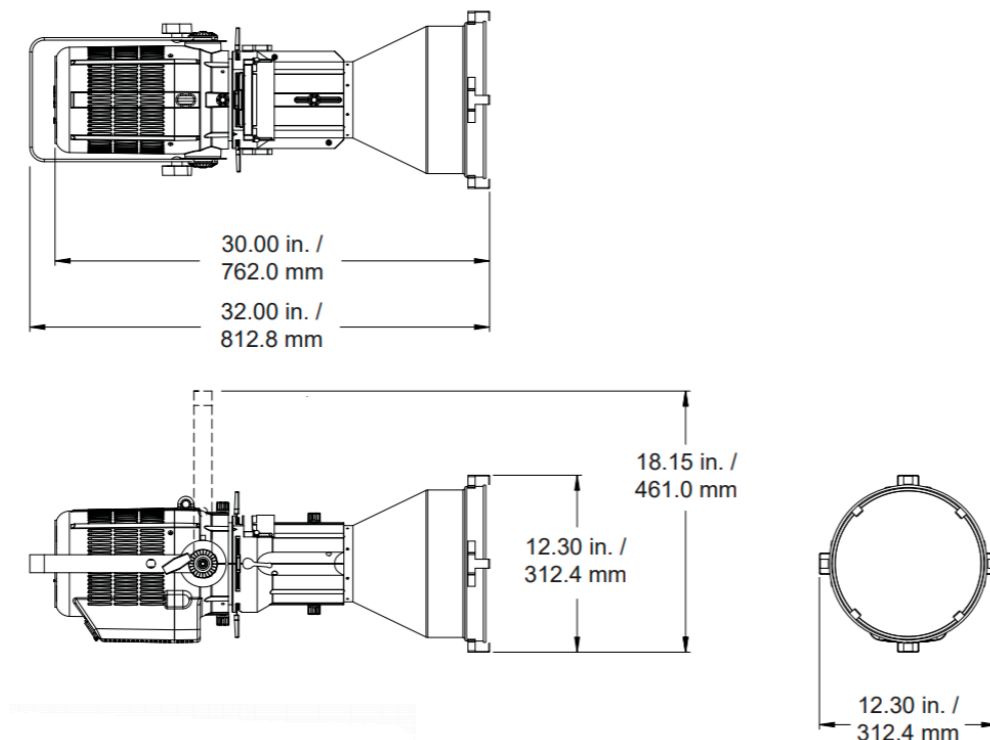
50 Degree Lens - 8761.85 Lumens

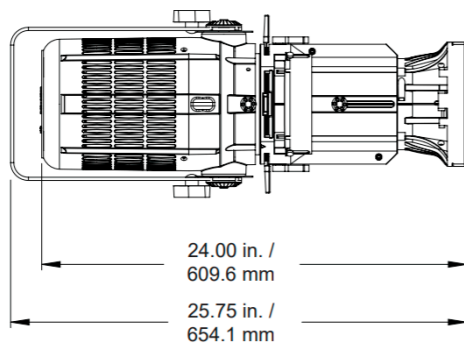
Throw Distance (d)	10' 3m	15' 4.6m	20' 6m	25' 7.6m	30' 9m	35' 10.7m	40' 12.2m	45' 13.7m	50' 15.2m	55' 16.78m
Beam Size Diameter	7.55' 2.30m	11.33' 3.45m	15.10' 4.60m	18.88' 5.75m	22.65' 6.90m	26.43' 8.05m	30.20' 9.20m	33.98' 10.35m	37.75' 11.50m	41.53' 12.65m
Illuminance = fc (Illuminance = lux)	278 (2997)	124 (1332)	70 (749)	45 (480)	31 (333)	23 (245)	17 (187)	14 (148)	11 (120)	9 (99)

Phoenix3 5 Degree Profile Spot



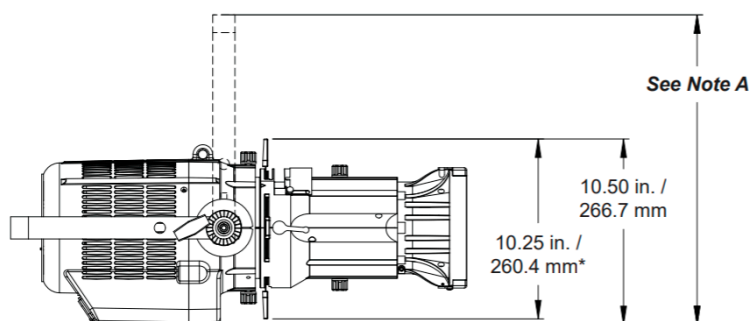
Phoenix3 10 Degree Profile Spot



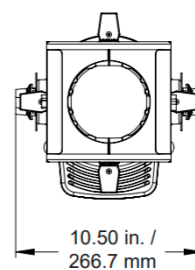
Phoenix3 19 / 26 / 36 / 50 Degree Profile Spots**Note A:**

Short Yoke Position: 14.50 in. / 368.3 mm

Long Yoke Position: 17.50 in. / 444.5mm



**Dimensions shown are with shutter blades fully retracted (pushed in).*



Specifications

Materials:	Corrosion-resistant materials and hardware
Control:	DMX/RDM
Light Engine:	85 RGBL LED Array
Beam Lumens:	>10,000 - See photometrics
Rated LED Life:	Array rating >50,000 hours to L70
Input Voltage:	100-240 VAC 50/60 Hz
Watts:	340
Current Draw:	2.83A at 120VAC / 1.47A at 230VAC
Quiescent Load:	0.087 AMP (10.54 Watts) @ 120 VAC* 0.045 AMP (10.54 Watts) @ 240 VAC* *Fan and display off
Power Factor:	≥ 0.95
Power Through:	Up to 5 Units at 120VAC* Up to 10 units at 230 VAC* * Recommended Power linking of units via powercon connection.
LED Engine Cooling:	Active with progressive output management.
Environment:	0 - 50°C (32 - 122°F) with humidity of 5-95% non-condensing)
Weight:	26.55 lbs. (12.04 kgs.)
Body Color:	Black or White
Compliance:	cETLus listed for indoor use and CE marked
Warranty:	Five (5) years and One (1) day
Support:	Supported Forever - free phone and online tech support for the life of your product.

DMX VALUES FOR WHITE SETTINGS:

	RED	GREEN	BLUE	LIME	WATTS
3200K	100%	73%	63%	100%	193
4200K	100%	88%	72%	100%	230
5600K	100%	96%	84%	100%	267

Note: There are many aftermarket accessories for Altman Lighting products available through third-party suppliers. When considering these aftermarket accessories, we suggest that you consult with your Altman Regional Sales Manager beforehand regarding capability and effects on product performance.



Ordering Information

PHX3-(RGBL)-(LENS TYPE)-(FINISH COLOR)

Model	PHX3 (PHX 340W LED Profile Spot)
LED Array:	RGBL
Lens Type:	5 (5°), 10 (10°), 19 (19°), 26 (26°), 36 (36°), or 50 (50°)
Body Color:	Black (B) or White (W)

Note: Each unit ordered includes a 6-1/4" x 6-1/4" Color Frame (4.5-CFB), C-Clamp (510), 36" Black Safety Cable (SC-36-BK), PHX Soft Focus Lens with A-Size Pattern Holder (PHX-SFLGSA), and 5-Foot AC Cable PowerCON to Edison (PCL-PBG-12-).*

Accessories

4.5-CFB	Color Frame, 6-1/4" x 6-1/4"
10-CFB	Black Color Frame, 12" x 12" (Included with PHX-10)
12-CFB	Black Color Frame, 14" x 14" (Included with PHX-5)
510	Malleable Iron Pipe Clamp
510-HD	Heavy Duty Malleable Iron Pipe Clamp
SC-36-BK	36" Black Safety Cable with Spring Clamp
4.5-DN	6-1/4" x 6-1/4" Donut, Black with 2-1/2" Hole
10-DN	12" x 12" Donut, Black for 10° lens
12-SN	14" x 14" Donut, Black for 5° lens
PDII	Phoenix Drop In Iris
PHX-SFLGSA	PHX Soft Focus lens with A Size Pattern Holder
PHX-PHGS A	A Size Steel Pattern Holder (100mm OD / 75mm IA)
PHX-PHGS B	B Size Steel Pattern Holder (86mm OD / 64.5mm IA)
PHX-PHGS B-GLS	B Size Glass Pattern Holder (82mm OD / 64.5mm IA)
PHX-PHGS86-GLS	B Size Glass Pattern Holder (86mm OD / 64.5mm IA)
PHX-PHIS B	B Size Steel Pattern Holder (86mm OD / 64.5mm IA) for Iris Slot
PHX-PHIS A-GLS	A Size Glass Pattern Holder (100mm OD / 75mm IA) for Iris Slot
PHX-PHIS B-GLS	B Size Glass Pattern Holder (82mm OD / 64.5mm IA) for Iris Slot
PHX-PHIS86-GLS	B Size Glass Pattern Holder (86mm OD / 64.5mm IA) for Iris Slot
PCL-PBG-12-*	5' 20A PowerCON with Parallel Blade U Ground (Edison)
PCL-2P&G-12-5-*	5' 20A PowerCON with 2P&G Stage Pin Connector, Male
PCL-TLG-12-5-*	5' 20A PowerCON with L5-20P Twist Locking Ground Connector, Male
PCL-BARE-12-5-*	5' 20A PowerCON with Bare End Lead

*Note: * = W for White Cable, Black is standard and no suffix is required*



Altman Lighting
1400 East 66th Avenue
Denver, CO 80229 USA
+1 303 500-7072
sales@altmanlighting.com
support@altmanlighting.com

All specifications, descriptions, information, design, etc. contained in this document are subject to change without prior notice. All rights reserved.
14 January 2022 © 2022 Altman Stage Lighting, Inc.