

PHX1.5 LED PROFILE

The 5°, 10°, 19°, 26°, 36° and 50° fixed focus PHX 1.5 LED profiles are state of the art luminaires in function, style, and efficiency. These profiles have been designed and engineered with a number of innovative details and features enhancing versatility and efficiency without sacrificing performance.

The PHX1.5 is the only fanless, silent and solid state LED profile specifically made for the production lighting and theatrical market. This makes the PHX1.5 ideal for use in concert halls, recording studios, small venues or wherever ambient noise is a concern.

The PHX1.5 features an RGBL array that won't force users to choose between deep saturates and gorgeous pastels; you'll be able to achieve brilliant whites ranging from 2700K all the way up to 10,000K along with deep golds, burning reds and springtime lavenders.

Fully locking shutters and a 360° rotating barrel help keep the artistic part of your fixtures focus intact and easy to attain with virtually no light leak. The aesthetic appearance and ergonomically designed function controls only add to the appeal.



PHX1.5 Fixed Lens Profile

Product Features:

- Red, Green, Blue, Lime LED Engine
- 360-degree rotating barrel
- Locking Shutters
- Positive locking double-clutch fixture body
- Heat resistant Plano-Convex lensing
- Die-cast aluminum and sheet metal fabrication
- Wide accessory slot with sliding cover for motorized pattern devices or optional iris
- Fully enclosed Boxed Front end Gel/Accessory holder.
- Color frame, C-Clamp, soft focus pattern holder, safety cable and 5 foot PowerCON included
- PowerCON in and out for daisy-chaining units
- 100 to 240 VAC 50/60 Hz operation
- Available standard in Black or White
- Yoke made from rigid flat steel with dual locking handles, two mounting positions and indexed tilt angle markings
- DMX512 in/thru via 5-pin XLR connector
- Compatible with DMX 512 and RDM protocols
- Multiple on-board control options: color fades and strobes
- User friendly control interface
- Console free stand alone Player Mode
- Multiple Dimming Curves
- Dimming - Smoothing Mode
- 8-bit or 16-bit virtual dimming engine provides smooth, high quality fades and minimizes color shift during dimming
- Four different control settings of:
 - 16-Bit Mode, Master Channel On (10 DMX Channels)
 - 16-Bit Mode, Master Channel Off (8 DMX Channels)
 - 8-bit Mode, Master Channel On (5 DMX Channels)
 - 8-bit Mode, Master Channel Off (4 DMX Channels)
- 25.5 lbs. (11.56 kg.)
- cETLus, CE and PSE (IP20 Rated for indoor use)
- Assembled in the USA
- Five (5) year and one (1) day warranty
- No cost technical support for the life of your product



Photometric Performance - PHX 1.5 RGBL Luminaires (at Full Intensity)

Note: all photometric data is taken after a 90 minute warm up time period with all colors at full intensity.

5 Degree Lens

Throw Distance (d)	20' 6m	30' 9m	40' 12.2m	50' 15.2m	60' 18.28m	70' 21.33m	80' 24.38m	90' 27.43m	100' 30.48m
Beam Size Diameter	2.40' 0.73m	3.60' 1.09m	4.80' 1.46m	6.00' 1.82m	7.20' 2.19m	8.40' 2.56m	9.60' 2.92m	10.80' 3.29m	12.00' 3.65m
Illuminance = fc (Illuminance = lux)	1028 (11065)	456 (4908)	257 (2766)	164 (204)	114 (1227)	83 (893)	64 (688)	50 (538)	41 (441)

10 Degree Lens

Throw Distance (d)	20' 6m	30' 9m	40' 12.2m	50' 15.2m	60' 18.28m	70' 21.33m	80' 24.38m	90' 27.43m	100' 30.48m
Beam Size Diameter	3.00' 0.91m	4.50' 1.37m	6.00' 1.82m	7.50' 2.286m	9.00' 2.74m	10.50' 3.20m	12.00' 3.65m	13.50' 4.11m	15.00' 4.57m
Illuminance = fc (Illuminance = lux)	491 (5280)	218 (2347)	122 (1320)	78 (845)	54 (587)	40 (431)	30 (330)	24 (261)	19 (211)

19 Degree Lens

Throw Distance (d)	10' 3m	15' 4.65m	20' 6m	25' 7.6m	30' 9m	40' 12.2m	50' 15.2m
Beam Size Diameter	3.10' 0.94m	4.65' 1.41m	6.20' 1.88m	7.75' 2.36m	9.30' 2.83m	12.40' 3.77m	15.50' 4.72m
Illuminance = fc (Illuminance = lux)	520 (5595)	231 (2487)	130 (1399)	84 (895)	58 (622)	32 (350)	21 (224)

26 Degree Lens

Throw Distance (d)	10' 3m	15' 4.65m	20' 6m	25' 7.6m	30' 9m	40' 12.2m	50' 15.2m
Beam Size Diameter	4.55' 1.38m	6.83' 2.08m	9.10' 2.77m	11.38' 3.46m	13.65' 4.16m	18.20' 5.54m	22.75' 6.93m
Illuminance = fc (Illuminance = lux)	272 (2928)	121 (1301)	68 (732)	43 (468)	30 (325)	17 (183)	10 (117)

36 Degree Lens

Throw Distance (d)	10' 3m	15' 4.65m	20' 6m	25' 7.6m	30' 9m	40' 12.2m	50' 15.2m
Beam Size Diameter	6.10' 1.85m	9.15' 2.78m	12.20' 3.71m	15.25' 4.64m	18.30' 5.57m	24.40' 7.43m	30.50' 9.29m
Illuminance = fc (Illuminance = lux)	161 (1738)	71 (772)	40 (434)	25 (278)	17 (193)	10 (109)	6 (70)

50 Degree Lens

Throw Distance (d)	10' 3m	15' 4.65m	20' 6m	25' 7.6m	30' 9m	40' 12.2m	50' 15.2m
Beam Size Diameter	7.55' 2.30m	11.33' 3.45m	15.10' 4.60m	18.88' 5.75m	22.65' 6.90m	30.20' 9.20m	37.75' 11.50m
Illuminance = fc (Illuminance = lux)	94 (1011)	41 (449)	23 (253)	15 (162)	10 (112)	6 (63)	3 (40)

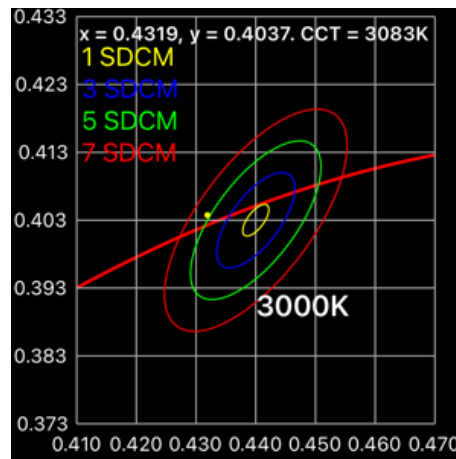
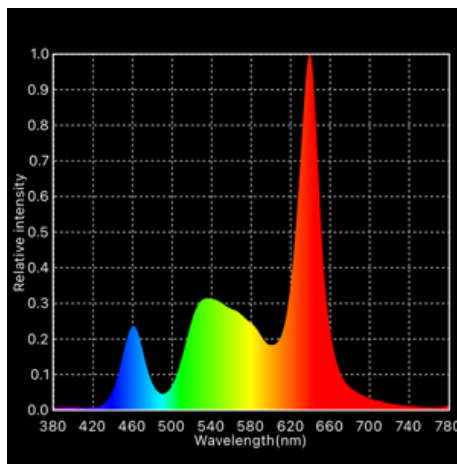
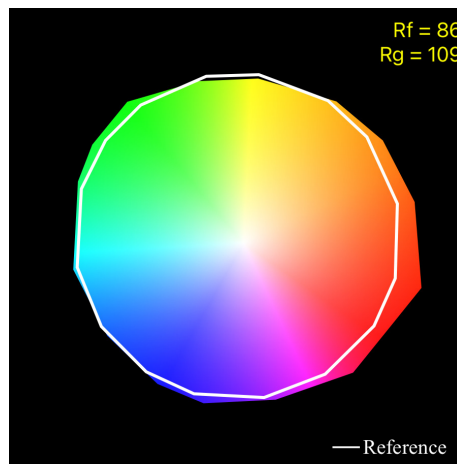
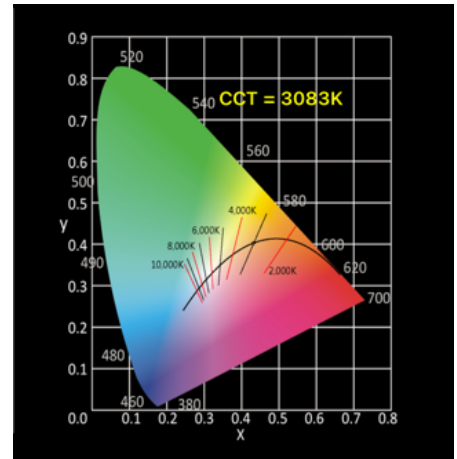
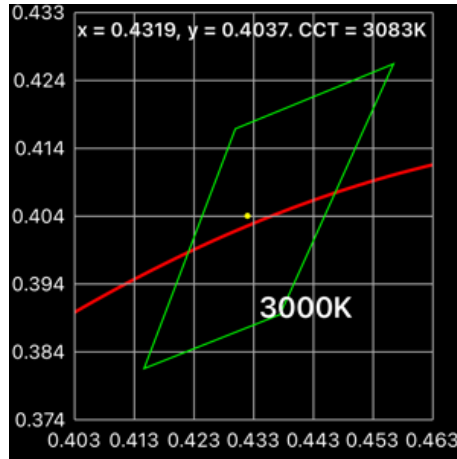
CCT Measurement - PHX 1.5 RGBL at 3200K

Note: The following CCT measurements for the PHX 1.5 RGBL Ellipsoidal were taken at:

- Taken at 10'
- Utilizing fixed beam 26° standard lens system
- After 30 Minute warm up
- 22°C (71°F) Environment
- DMX 8 Bit – 4 Channel mode
- Smoothing Off

DMX % SETTINGS			
Red	Green	Blue	Lime
100	62	63	100

Parameter	Value
CCT	3083 K
Duv	0.0006
CIE1931 x	0.4319
CIE1931 y	0.4037
CIE1976 u'	0.2475
CIE1976 v'	0.5205
CRI(Ra)	79
Re(R1~R15)	73
CQS	90
TLCI(Qa)	79
GAI	68
TM-30-15 Rf	86
TM-30-15 Rg	109
Illuminance	3049 lux
Foot Candle	283.2 fc



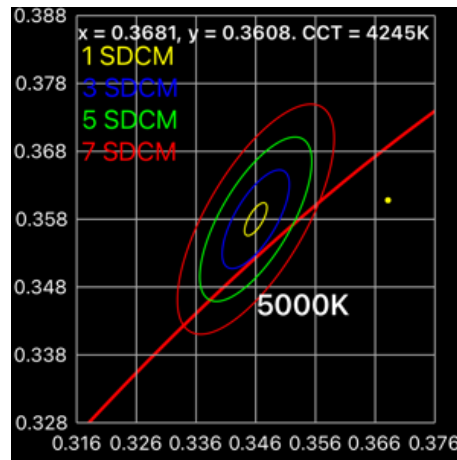
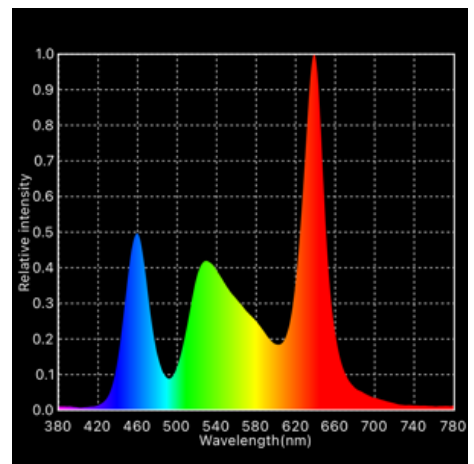
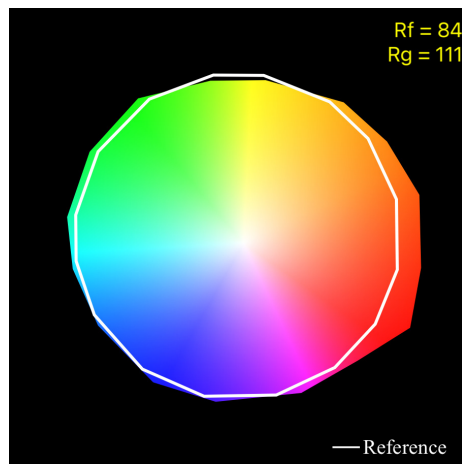
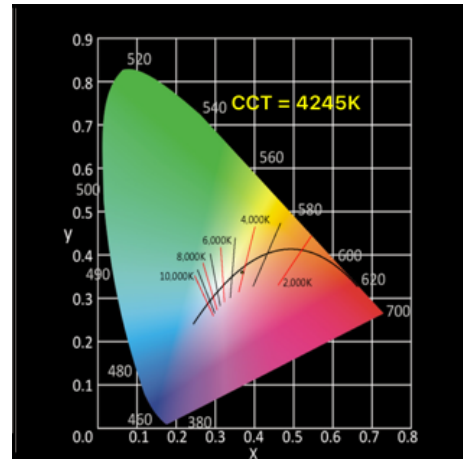
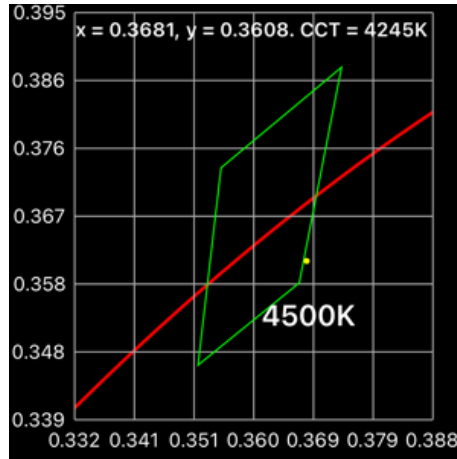
CCT Measurement - PHX 1.5 RGBL at 4200K

Note: The following CCT measurements for the PHX 1.5 RGBL Ellipsoidal were taken at:

- Taken at 10'
- Utilizing fixed beam 26° standard lens system
- After 30 Minute warm up
- 22°C (71°F) Environment
- DMX 8 Bit – 4 Channel mode
- Smoothing Off

DMX % SETTINGS			
Red	Green	Blue	Lime
100	76	74	100

Parameter	Value
CCT	4245 K
Duv	-0.00039
CIE1931 x	0.3681
CIE1931 y	0.3608
CIE1976 u'	0.2233
CIE1976 v'	0.4925
CRI(Ra)	77
Re(R1~R15)	69
CQS	89
TLCI(Qa)	71.4
GAI	101.2
TM-30-15 Rf	84
TM-30-15 Rg	111
Illuminance	3659 lux
Foot Candle	339.9 fc



Specifications

Materials:	Corrosion-resistant materials and hardware
Control:	DMX/RDM
Light Engine:	Available in RGBL
Beam Lumens:	See photometrics
CRI (3K):	94
CQS (3k):	92
TM-30-15 Rf (3k):	91
TM-30-15 Rg (3k):	98
Rated LED Life:	Array rating >50,000 hours to L70
Input Voltage:	100-240 VAC 50/60 Hz
Watts:	150
Current Draw:	1.25A at 120VAC / 0.65A at 230VAC
LED Engine Cooling:	Convection, solid state heat sink
Environment:	0 - 40°C (32 - 104°F) with humidity of 5-95% non-condensing)
Weight:	25.5 lbs. (12.81 kgs.)
Body Color:	Black or White
Compliance:	cETLus, CE and PSE (IP20 Rated for indoor use)
Warranty:	Five (5) years and One (1) day
Support:	Supported Forever - free phone and online tech support for the life of your product.

Note: There are many aftermarket accessories for Altman Lighting products available through third-party suppliers. When considering these aftermarket accessories, we suggest that you consult with your Altman Regional Sales Manager beforehand regarding capability and effects on product performance.



Ordering Information

PHX1.5-(LED ARRAY)-(LENS TYPE)-(FINISH COLOR)

Model	PHX1.5 (PHX 150W LED Profile Spot)
LED Array:	RGBL (RGBL)
Lens Type:	5 (5°), 10 (10°), 19 (19°), 26 (26°), 36 (36°), or 50 (50°)
Body Color:	Black (B) or White (W)

Note: Each unit ordered includes a 6-1/4" x 6-1/4" Color Frame (4.5-CFB), C-Clamp (510), 36" Black Safety Cable (SC-36-BK), PHX Soft Focus Lens with A-Size Pattern Holder (PHX-SFLGSA), and 5-Foot AC Cable PowerCON to Edison (PCL-PBG-12-).*

Accessories

4.5-CFB	Color Frame, 6-1/4" x 6-1/4"
10-CFB	Black Color Frame, 12" x 12" (Included with PHX-10)
12-CFB	Black Color Frame, 14" x 14" (Included with PHX-5)
510	Malleable Iron Pipe Clamp
510-HD	Heavy Duty Malleable Iron Pipe Clamp
SC-36-BK	36" Black Safety Cable with Spring Clamp
4.5-DN	6-1/4" x 6-1/4" Donut, Black with 2-1/2" Hole
10-DN	12" x 12" Donut, Black for 10° lens
12-SN	14" x 14" Donut, Black for 5° lens
PDII	Phoenix Drop In Iris
PHX-SFLGSA	PHX Soft Focus lens with A Size Pattern Holder
PHX-PHGSA	A Size Steel Pattern Holder (100mm OD / 75mm IA)
PHX-PHGSB	B Size Steel Pattern Holder (86mm OD / 64.5mm IA)
PHX-PHGSA-GLS	B Size Glass Pattern Holder (82mm OD / 64.5mm IA)
PHX-PHGSA86-GLS	B Size Glass Pattern Holder (86mm OD / 64.5mm IA)
PHX-PHISB	B Size Steel Pattern Holder (86mm OD / 64.5mm IA) for Iris Slot
PHX-PHISA-GLS	A Size Glass Pattern Holder (100mm OD / 75mm IA) for Iris Slot
PHX-PHISB-GLS	B Size Glass Pattern Holder (82mm OD / 64.5mm IA) for Iris Slot
PHX-PHISA86-GLS	B Size Glass Pattern Holder (86mm OD / 64.5mm IA) for Iris Slot
PCL-PBG-12-*	5' 20A PowerCON with Parallel Blade U Ground (Edison)
PCL-2P&G-12-5-*	5' 20A PowerCON with 2P&G Stage Pin Connector, Male
PCL-TLG-12-5-*	5' 20A PowerCON with L5-20P Twist Locking Ground Connector, Male
PCL-BARE-12-5-*	5' 20A PowerCON with Bare End Lead

*Note: *=W for White Cable, Black is standard and no suffix is required*