

PHX1.5 Zoom Profile

PHX 150W RGBL LED ZOOM PROFILE



PHOENIX
BY ALTMAN

The 15°-35° and 30°-55° PHX LED Zoom Spot are state of the art luminaires in function, style, and efficiency. These zoom spot profiles have been designed and engineered with a number of innovative details and features enhancing versatility and efficiency without sacrificing performance.

PHX1.5 is a 150 Watt (RGBL) Red, Green, Blue, and Lime Zoom Spot outputting just over 10,000 Lumens which makes it a true front of house luminaire. A locking 360° rotating barrel help you keep the artistic part of your fixtures' focus intact with virtually no light leak.

The PHX1.5 features an RGBL array that won't force users to choose between deep saturates and gorgeous pastels; you'll be able to achieve brilliant whites ranging from 2700K all the way up to 10,000K along with deep golds, burning reds and springtime lavenders.

These new and innovative options are what makes the PHX LED Zoom Spot ideal for theaters, special events, television studios, or wherever superior, energy efficient lighting performance is required.



Bringing Imagination to Light™

Product Features

- Red, Green, Blue, Lime LED Engine
- 360-degree rotating barrel
- Locking Shutters
- Positive locking double-clutch fixture body
- Heat resistant Plano-Convex lensing
- Die-cast aluminum and sheet metal fabrication
- Wide accessory slot with sliding cover for motorized pattern devices or optional iris
- Fully enclosed Boxed Front end Gel/Accessory holder.
- Color frame, C-Clamp, soft focus pattern holder, safety cable and 5 foot PowerCON included
- PowerCON in and out for daisy-chaining units
- 100 to 240 VAC 50/60 Hz operation
- Available standard in Black or White
- Yoke made from rigid flat steel with dual locking handles, two mounting positions and indexed tilt angle markings
- DMX512 in/thru via 5-pin XLR connector
- Compatible with DMX 512 and RDM protocols
- Multiple on-board control options: color fades and strobes
- User friendly control interface
- Console free stand alone Player Mode
- Multiple Dimming Curves
- Dimming - Smoothing Mode
- 8-bit or 16-bit virtual dimming engine provides smooth, high quality fades and minimizes color shift during dimming
- Four different control settings of:
 - 16-Bit Mode, Master Channel On (10 DMX Channels)
 - 16-Bit Mode, Master Channel Off (8 DMX Channels)
 - 8-bit Mode, Master Channel On (5 DMX Channels)
 - 8-bit Mode, Master Channel Off (4 DMX Channels)
- 25.5 lbs. (11.56 kg.)
- cETLus, CE and PSE (IP20 Rated for indoor use)
- Assembled in the USA
- Five (5) year and one (1) day warranty
- No cost technical support for the life of your product

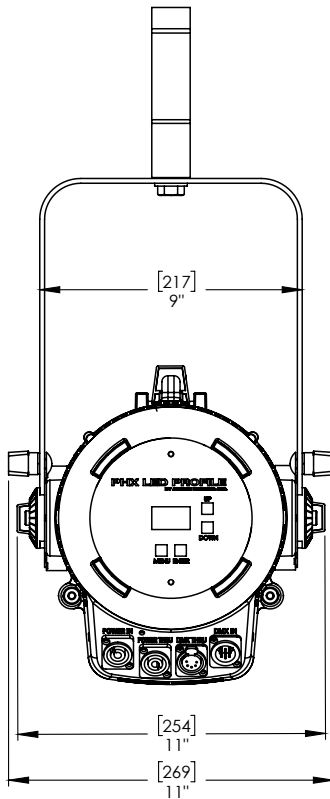


PHOENIX

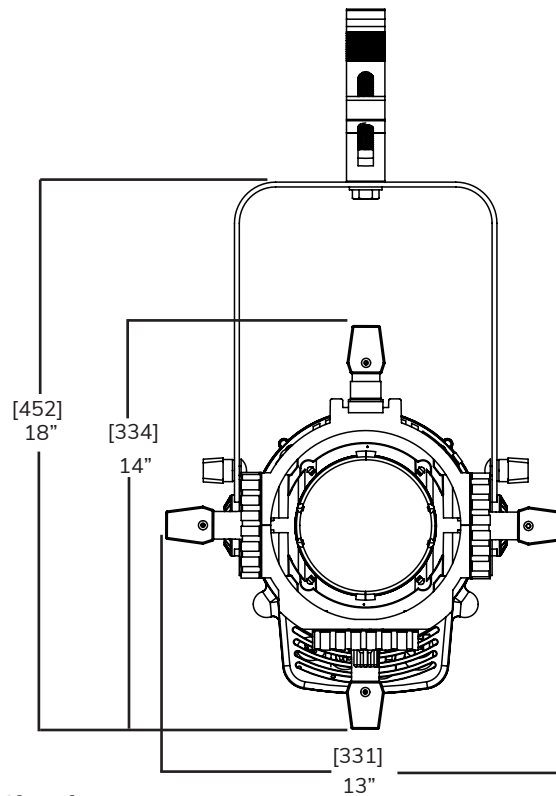
BY ALTMAN

PHX1.5 Zoom Profile with 30°-55° Degree Lens - Dimensions

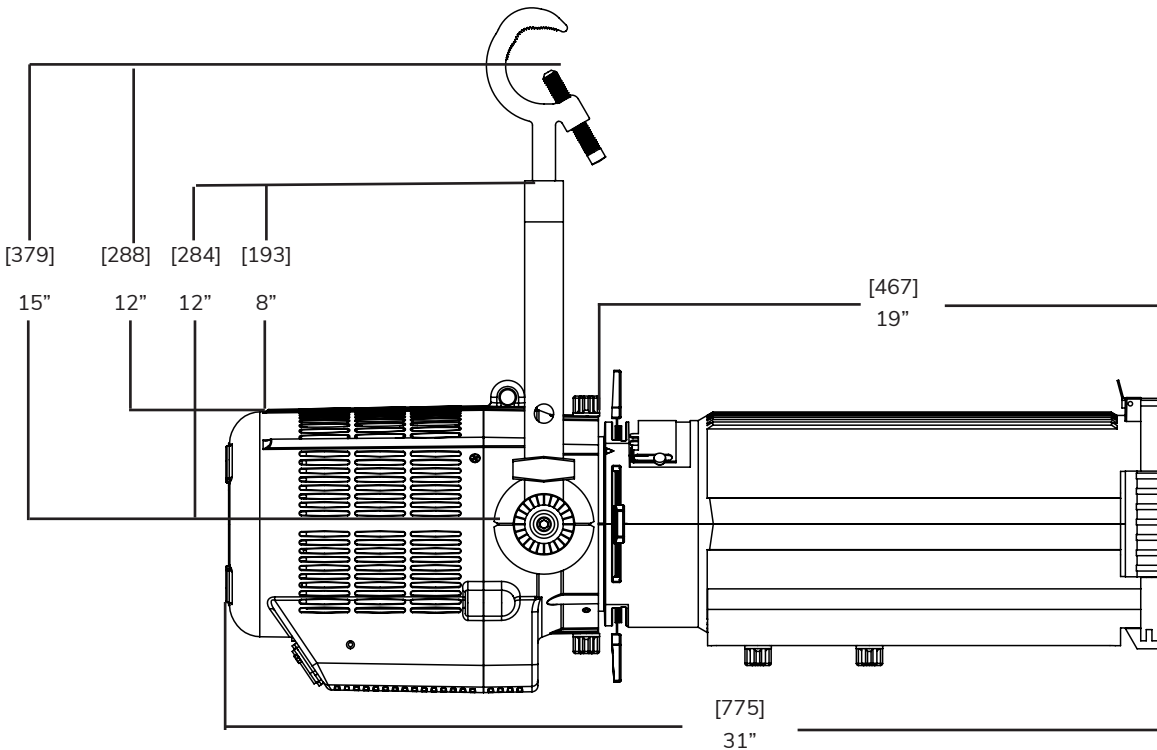
Rear View



Front View



Side View

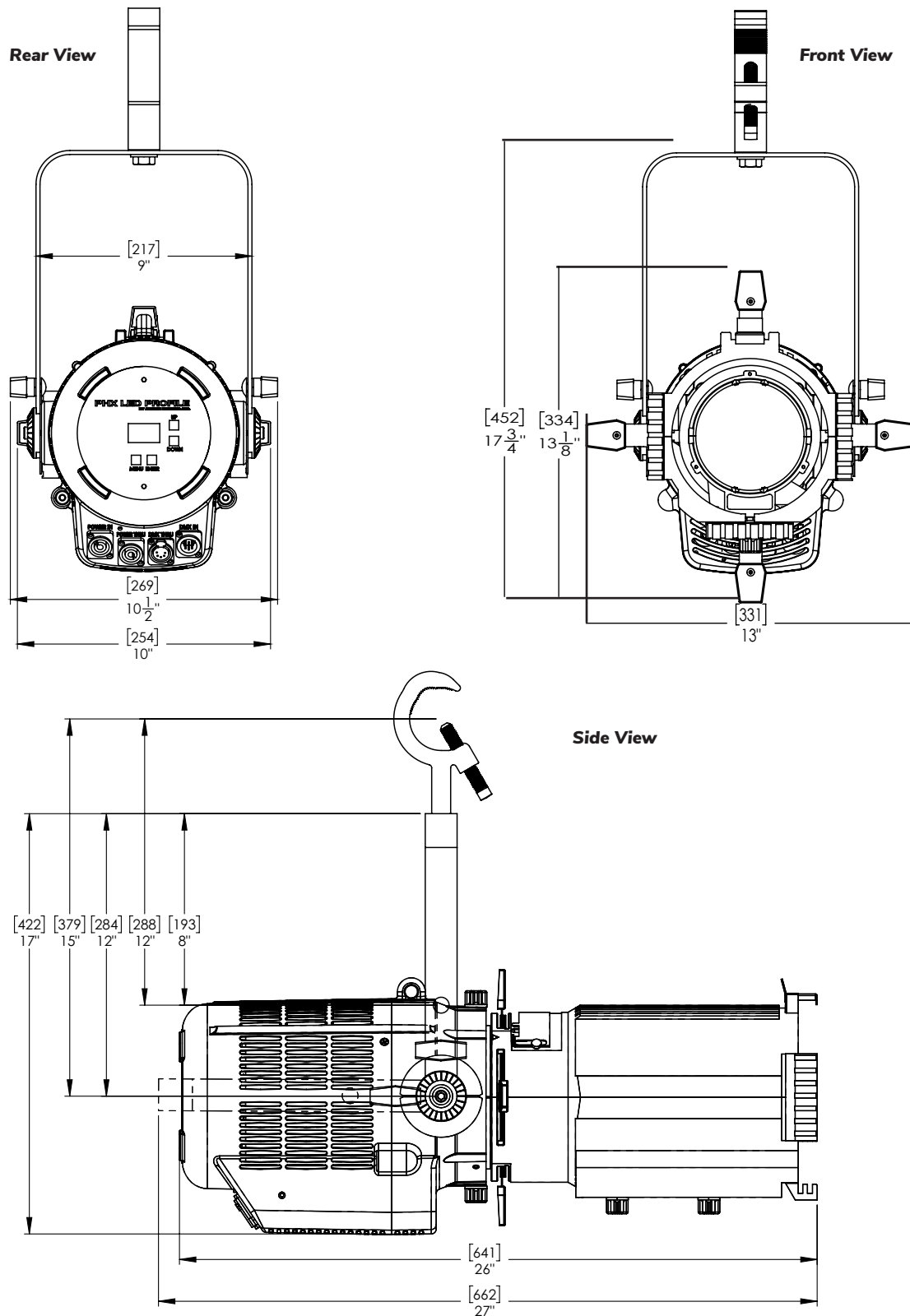




PHOENIX

BY ALTMAN

PHX1.5 Zoom Profile with 15°-35° Degree Lens - Dimensions



PHX1.5 Zoom Profile



Specifications

LED Source

LED Engine	RGBL Engine
Max Power Consumption	150 Watts
Rated LED Life:	Arrays are rated for >50,000 to L70

Optical

Zoom Settings	15-35 - 15°-35° 30-55 - 30°-55°
---------------	------------------------------------

Control and Programming

Input Connections	DMX512 via 5-pin XLR connector
Protocols	DMX512 / RDM
Modes	8bit (4 DMX Channels) 8bit + Master Channel (5 DMX) 16bit (8 DMX Channels) 16bit + Master Channel (10 DMX)
RDM Configuration	Yes
User Interface	On Board LCD for User Interface with options to change settings

DMX Values for White Setting

	RED	GREEN	BLUE	LIME
2700K	100%	51%	59%	100%
3200K	100%	62%	63%	100%
4200K	100%	76%	74%	100%
5600K	100%	84%	79%	100%



Electrical

Voltage Range:	100-240 VAC, 50/60 Hz
Input Connection:	Neutrik PowerCon Input and Through Connector
Quiescent Load:	0.087 AMP (10.54 W) @ 120 VAC* 0.045 AMP (10.54 W) @ 240 VAC*
Current Draw:	1.25A at 120VAC 0.65A at 230VAC
Power Factor:	≥ 0.95
Max Daisy Chain:	Up to 7 Units at 120VAC* Up to 10 units at 230 VAC* * Recommended Power linking of units via Powercon connection.

Thermal

Ambient Operating Temp	0 - 50°C (32 - 122°F) with humidity of 5-95% non-condensing)
Fan	No Fan
BTUs/Hour	511.8 BTU per hour(*At Full Intensity)

Construction

Materials	Corrosion-resistant materials and hardware
Color Options	Black, White or Custom
Mounting	Yoke
IP Rating	IP20
Weight	25.5lbs (12.81kg)
Size	13.25in (335.5mm), 8.12in (207mm)

Warranty

Fixture	5 Years and 1 Day.
Support	Forever the life of the Product

Compliance

Compliance Marks	cETLus listed CE marked
Country of Origin	Assembled in the USA

PHX1.5 Zoom Profile



Ordering Information

Model:	LED Array:	Lens *	Body Color: **
PHX1.5	RGBL - Color Mixing	15Z - 15°-35° Lens 30Z - 30°-55° Lens	B - Black W - White C - Custom

Included Items

PHX1.5-RGBL-15Z-**	Color Frame 7-1/2"x7-1/2" (6-CFB), 36" Safety Chain (SC-36-BK), 5' 20A PowerCON to Edison (PCL-PBG-12-5), PHX Zoom Soft Focus Lens (PHXZ-SFLGSB)
PHX1.5-RGBL-30Z-**	Color Frame 7-1/2"x7-1/2" (6-CFB), 36" Safety Chain (SC-36-BK), 5' 20A PowerCON to Edison (PCL-PBG-12-5), PHX Zoom Soft Focus Lens (PHXZ-SFLGSB)

Note: When ordering the fixture simply select an option from each column and that will produce your ordering part number.

Example - For the PHX1.5 Unit with an RGBL LED Array with a 15°-35° Zoom Lens in Black, the part number would be PHX1.5-RGBL-15Z-B

Color: Fixture ship standard as Black. If White or Custom are required that could result in a longer lead time.

Custom Color: Consult factory for custom colors

Accessories

Model:	Description:
510	Malleable Iron Clamp
515	Extruded Aluminum C-Clamp
510-HD	Heavy Duty Malleable Iron Pipe Clamp
SC-36-BK	36-Inch Black Safety Cable with Spring Clip
4.5-DN	6-1/4" x 6-1/4" Donut, Black with 2-1/2" Hole
10-DN	12" x 12" Donut, Black for 10° lens
12-SN	14" x 14" Donut, Black for 5° lens
PDII	Phoenix Drop In Iris

Note: There are many aftermarket accessories for Altman Lighting products available through third-party suppliers. When considering these aftermarket accessories, we suggest that you consult with your Altman Regional Sales Manager beforehand regarding capability and effects on product performance.

Pattern Holders

Model:	Description:
PHXZ-SFLGSB	PHX Zoom Soft Focus lens with B Size Pattern Holder
PHXZ-PHGSB	B Size Steel Pattern Holder (86mm OD / 64.5mm IA)
PHXZ-PHGSB-3T	B Size Steel Pattern Holder (86mm OD / 64.5mm IA) 3 Tab Style
PHX-PHISB	B Size Steel Pattern Holder (86mm OD / 64.5mm IA) for Iris Slot
PHX-PHISA-GLS	A Size Glass Pattern Holder (100mm OD / 75mm IA) for Iris Slot
PHX-PHISB-GLS	B Size Glass Pattern Holder (82mm OD / 64.5mm IA) for Iris Slot
PHX-PHIS86-GLS	B Size Glass Pattern Holder (86mm OD / 64.5mm IA) for Iris Slot



1400 East 66th Ave., Denver, CO 80229

www.altmanlighting.com

303-500-7072 www.altmanlighting.com sales@altmanlighting.com